



HEAVY DUTY |

INLET VALVE

3002380001

OE Ref

20 714 469 | 20 405 502 | 20 417 380 |
11 700 351 | ZM2 906 922 |

Details

L45, L45B, EL70C(BM),
EC240B LR, EC240B NLC, EC290B FX,
G710B. G720B. G726B.



INLET VALVE

3002380002

OE Ref

468 302 | 423 016 |

Details

L180(BM), L180 CO(BM), L180 HL(BM)
L180C(BM), L180C, L180C CO, L180C
EC450. EC620(Akerman)



INLET VALVE

3002380003

OE Ref

20 459 862 | 20 482 741 | 20 791 517 |

Details

C160B LC, EC160B NLC, EC180B LC
NC, EC210B NL90E, L90E OR EC135B LC
BL60. BL61. BL70. BL71



INLET VALVE

3002380004

OE Ref

3 978 768 | 477 447 |

Details

A20C(BM), A20C, A25C(BM), EC280



INLET VALVE

3002380005

OE Ref

3 825 723 | 420 553 | 465 548 |

Details

L90C(BM), L90C, L90C OR (BM)
860(BM), 861(BM)
EC200. EC230B. FW200



INLET VALVE

3002380006

OE Ref

466 379 |

Details

4300B(BM), 6300(BM), EL70(BM),
L120(BM), L120B(BM)
5350(BM). 5350B(BM). 5350B 4x4(BM)



INLET VALVE

3002380007

OE Ref

421 017 |

Details

D70, LM 1240



INLET VALVE

3002380008

OE Ref

20 798 699 |

Details

EC140C L, EC140C LM, EC160C L,
EC180C L, EC200B, EC210B LC, EC210B
FC2121C. FC2421C



INLET VALVE

3002380009

OE Ref

20 758 481 |

Details

L110F, L120E, L120F NLC, EC240C L,
G930, G940, G946, G960, G970,
BL61B. BL70. BL70B. BL71. BL71PLUS.



EXHAUST VALVE

3002380010

OE Ref

20 798 533 |

Details

L60F, L70F, L90F EC140C L, EC140C LM
EC210C LD, EC210C LR, EC210C N,
EW210C. EW230C. FC2121C. FC2421C





HEAVY DUTY |

EXHAUST VALVE

3002380011

OE Ref

20 482 742 | 20 459 861 | 20 791 405 |

Details

L90E, L90E OR EC135B LC, EC140B LC
EC140B LCM, EC160B LC



EXHAUST VALVE

3002380012

OE Ref

20 755 883 |

Details

EC240B FX, EC240B LC, EC240C L,
LD, EC240C LR EC290B LR, EC290B



EXHAUST VALVE

3002380013

OE Ref

8 192 143 | 465 282 | 465 549 |

Details

860(BM), 861(BM)
EC200, EW230B, EW200(Akerman)



EXHAUST VALVE

3002380014

OE Ref

421 016 |

Details

D70, LM 1240



EXHAUST VALVE

3002380015

OE Ref

421 680 | 471 195 | 842 080 |

Details

616B(BM), 646(BM), 4200B(BM),



EXHAUST VALVE

3002380016

OE Ref

3 978 766 | 477 443 |

Details

L120B(BM), L120C, L120C (BM), L120D
A20C(BM), A20C, A25C(BM), A25C,
EC280



EXHAUST VALVE

3002380017

OE Ref

20 565 912 | 20 405 503 | 11 700 352 |
ZM2 906 923 |

Details

L40, L40B, L45, L45B, EL70C(BM)
EC240B FX, EC240B LC, EC240B LR
G710B. G720B. G726B. G730B



EXHAUST VALVE

3002380018

OE Ref

468 303 | 423 017 |

Details

L180(BM), L180 CO(BM), L180 HL(BM),
CO(BM), L180C HL(BM), L180C HL,
A35(BM). A35C(BM). A35C. A40(BM).



VALVE GUIDE


3004380001

OE Ref

477 877 | 465 157 | 477 792 |

Details

A20C(BM), A25C(BM), A25C, A25C
EC200, EC230B, EW200, EW230B,
EW230B(Akerman). EC200(Akerman)



VALVE GUIDE


3004380002

OE Ref

20 405 897 | 11 700 349 |
ZM2 904 013 |

Details

L40, L40B, L45, L45B, L45F, L50,
EC240B FX/LC/LR/NLC/ L/C LD, /C
EC200. EC230B. EW200. EW230B.





HEAVY DUTY |

VALVE GUIDE


3004380003

OE Ref

466 386 | 466 330 |

Details

616B(BM), 646(BM), 4200B(BM),
5350(BM), 5350B(BM), 5350B 4x4(BM),
EC200. EC230B. EW200. EW230B.



VALVE GUIDE


3004380004

OE Ref

422 320 | 7 422 320 |

Details

4600(BM), 4600B(BM), L160(BM), L160
A35(BM), A35C(BM), A35C, A40(BM),
EC200. EC230B. EW200. EW230B.



VALVE SEATS

3005380001

OE Ref

465 155 |

Details

4400(BM), L70B(BM), L70C(BM), L70C,
860(BM), 861(BM)EC200, EC230B,



VALVE SEAT

3005380002

OE Ref

465 158 |

Details

4400(BM), L70B(BM), L70C(BM), L70C,
860(BM), 861(BM)
EC200. EC230B. EW200. EW230B.



VALVE SEAT

3005380003

OE Ref

477 657 |

Details

L120B(BM), L120C, L120C(BM), L120D
A20C(BM), A20C, A25C, A25C 4x4(BM),
EC200. EC230B. EW200. EW230B.



VALVE SEAT

3005380004

OE Ref

477 659 |

Details

L120B(BM), L120C, L120C(BM), L120D
A20C(BM), A20C, A25C, A25C 4x4(BM),
EC200. EC230B. EW200. EW230B.



VALVE SEAT

3005380005

OE Ref

466 266 |

Details

5350(BM), 5350B(BM), 5350B 4x4(BM),
EC200, EC230B, EW200, EW230B,



VALVE SEAT

3005380006

OE Ref

421 011 | 7 421 011 | 466 373 |

Details

616B(BM), 646(BM), 4200B(BM),
5350(BM), 5350B(BM), 5350B 4x4(BM),
EC200. EC230B. EW200. EW230B.



VALVE SEAT

3005380007

OE Ref

20 459 962 | 11 700 350 |
ZM2 904 014 |

Details

L40, L40B, L45, L45B, L45F, L50F,
EC240B FX, EC240B LC, EC240B LR,
EC200. EC230B. EW200. EW230B.



VALVE SEAT

3005380008

OE Ref

20 459 963 | 11 700 353 |
ZM2 904 017 |

Details

L40, L40B, L45, L45B, EL70C(BM),
EC240B FX, EC240B LC, EC240B LR,
EC200. EC230B. EW200. EW230B.





HEAVY DUTY |

VALVE SEAT

3005380009

OE Ref

20 459 852 |



Details

L50E, L60E, L60E OR, L70E, L70E OR,
EC135B LC, EC140B LC, EC140B LCM,
EC200. EC230B. EW200. EW230B.

VALVE SEAT

3005380010

OE Ref

20 459 854 |



Details

L50E, L60E, L60E OR, L70E, L70E OR,
EC135B LC, EC140B LC, EC140B LCM,
EC200. EC230B. EW200. EW230B.

VALVE SPRING

3006380001

OE Ref

465 233 |



Details

4400(BM), L70B(BM), L70C(BM), L70C,
860(BM), 861(BM)
EC200. EC230B. EW200. EW230B.

VALVE SPRING

3006380002

OE Ref

466 383 |



Details

616B(BM), 646(BM), 4200B(BM),
5350(BM), 5350B(BM), 5350B 4x4(BM),
EC200. EC230B. EW200. EW230B.

VALVE SPRING

3006380003

OE Ref

466 384 |



Details

616B(BM), 646(BM), 4200B(BM),
5350(BM), 5350B(BM), 5350B 4x4(BM),
EC200. EC230B. EW200. EW230B.

TIMING GEAR

3013380001

OE Ref

479 653 | 467 461 |



Details

4500(BM), 4600(BM), 4600B(BM),
5350(BM), 5350B(BM), 5350B 4x4(BM),
EC330B LC. EC340. EC360B LC. EC360B

TIMING GEAR

3013380002

OE Ref

8 192 578 | 8 192 518 |



Details

L120(BM), L120B(BM), L120C,
A20C(BM), A20C, A25C(BM), A25C,
EC280. EC300(Akerman)

TIMING GEAR

3013380003

OE Ref

470 231 | 470 217 | 470 220 |



Details

4600B(BM), L150(BM), L150C(BM),
A30(BM), A35(BM)
EC420(Akerman). EC620(Akerman)

TIMING GEAR

3013380004

OE Ref

423 079 | 7 423 079 |



Details

4600(BM), 4600B(BM), L90(BM), L90
5350B(BM), 5350B 4x4(BM), 5350B
EC420(Akerman)

TIMING GEAR

3013380005

OE Ref

8 170 193 |



Details

L150E, L150F, L180E, L180E HL, L180F,
A35D, A35E, A35E FS, A40D, T450D
EC330B LC. EC330C L. EC330C LD.



HEAVY DUTY |

TIMING GEAR

3013380006

OE Ref

8 170 197 |

Details

L150E, L150F, L180E, L180E HL, L180F, A35D, A35E, A35E FS, A40D, T450D EC330B LC. EC330C L. EC330C LD.



TIMING GEAR

3013380007

OE Ref

478 959 |

Details

L150(BM), L150C(BM), L150C, L150C A25D, A25D 4x4, A30C, A30C(BM), EC330B LC. EC340. EC360B LC. EC360B



TIMING GEAR

3013380008

OE Ref

8 170 240 |

Details

L150E, L150F, L180E, L180E HL, L180F, A35D, A35E, A35E FS, A40D, T450D EC330B LC. EC340C L. EC360C LD.



TIMING GEAR

3013380009

OE Ref

842 467 |

Details

4400(BM) 860(BM), 861(BM)



CAMSHAFT DRIVE GEAR

3013380010

OE Ref

478 297 | 470 764 |

Details

L70B(BM), L70C(BM), L70C, L70D, EC280, EC330B LC, EC340, EC360B LC, G710B. G720B. G726B. G730B. G740B.



CAMSHAFT DRIVE GEAR

3013380011

OE Ref

478 297 | 470 764 |

Details

L70B(BM), L70C(BM), L70C, L70D, 5350B(BM), 5350B 4x4(BM), 5350B EC280. EC330B LC. EC340. EC360B LC.



CAMSHAFT DRIVE GEAR

3013380012

OE Ref

7 876 700 | 421 079 |

Details

4400(BM), 4500(BM), 4600(BM) 860(BM), 861(BM), 5350(BM),



CAMSHAFT DRIVE GEAR

3013380013

OE Ref

20 450 344 | 8 170 574 |

Details

L150E, L150F, L180E, L180E HL, L180F, A35D, A35E, A35E FS, A40D, T450D EC330B LC. EC330C L. EC330C LD.



TIMING PART

3013380014

OE Ref

479 687 | 420 083 | 786 666 |

Details



TIMING PART

3013380015

OE Ref

8 170 199 |

Details

L150E, L150F, L180E, L180E HL, L180F, A35D, A35E, 35E FS, A40D, T450D EC330B LC. EC330C L. EC330C LD.





HEAVY DUTY |

TIMING PART

3013380016

OE Ref

8 170 219 |

Details

L150E, L150F, L180E, L180E HL, L180F,
A35D, A35E, 35E FS, A40D, T450D
EC330B LC. EC330C L. EC330C LD.



TIMING PART

3013380017

OE Ref

11 704 619 | 467 463 | 422 766 |

Details

4400(BM), 4500(BM), 4600(BM),
5350(BM), 5350B(BM), 5350B 4x4(BM),
EC200. EC230B. EW200. EW230B.



TIMING PART

3013380018

OE Ref

8 194 626 |

Details

L150(BM), L150C(BM), L150C, L150C
A25D, A25D 4x4, A30C, A30C(BM),
EC330B LC. EC360B LC. EC360B LR.



TIMING PART

3013380019

OE Ref

478 951 | 467 529 |

Details

4400(BM), 4500(BM), 4600(BM),
860(BM), 861(BM), 5350(BM),
EC200. EC230B. EC280. EC330B LC.



TIMING PART

3013380020

OE Ref

478 954 |

Details

L120(BM), L120B(BM), L120C,
A20C(BM), A20C, A25C(BM), A25C,
EC280. EC330B LC. EC340. EC360B LC.



CRANKSHAFT DRIVE GEAR

3013380021

OE Ref

421 080 | 7 421 080 |

Details

4400(BM), 4500(BM)
860(BM), 861(BM), 5350(BM),



CAMSHAFT DRIVE GEAR

3013380022

OE Ref

471 528 |

Details

L70B(BM), L70C(BM), L70C, L70D,
5350B(BM), 5350B 4x4(BM), 5350B
EC200. EC230B. EC280. EW200.



CAMSHAFT DRIVE GEAR

3013380023

OE Ref

8 170 192 |

Details

L150E, L150F, L180E, L180E HL, L180F,
A35D, A35E, A35E FS, A40D, T450D
EC330B LC. EC330C L. EC330C LD.



CAMSHAFT DRIVE GEAR

3013380024

OE Ref

420 314 | 420 067 | 7 420 314 |

Details

4400(BM), 4500(BM), L70B(BM),
860(BM), 861(BM), 5350B(BM), 5350B
EC200. EC230B. EC280. EW200.



EXHAUST PIPE

3013380025

OE Ref

4 773 948 |

Details

4400(BM), 4500(BM)





HEAVY DUTY |

EXHAUST MANIFOLD

3013380026

OE Ref

3 978 601 | 471 619 |

Details

L120(BM), L120B(BM), L120C,
5350B(BM), 5350B 4x4(BM), 5350B
EC280



BUSHING CONNECTING ROD

3017380001

OE Ref

20 799 647 |

Details

L45G, L50G, L60F, L60G, L70F, L70G,
EC140C L, EC140C LM, EC140D L,



BUSHING CONNECTING ROD

3017380002

OE Ref

417 463 | 7 417 463 |

Details

4600(BM) EC35, EC45



BUSHING CONNECTING ROD

3017380003

OE Ref

11 700 325 | ZM2 903 963 |

Details

L40, L40B, L45, L45B, L45F, L50F,
EC240B FX, EC240B LC, EC240B LR,
G710B, G720B, G726B, G730B, G740B.



BUSHING CONNECTING ROD

3017380004

OE Ref

11 030 066 | 4 804 873 |

Details

616B(BM), 646(BM), 4200B(BM),



BUSHING CONNECTING ROD

3017380005

OE Ref

8 194 039 |

Details

L150E A25D, A25D 4x4, A30C, A30D
G710B, G720B, G726B, G730B, G740B,



BUSHING CONNECTING ROD

3017380006

OE Ref

421 142 | 7 421 142 |

Details

421142 7421142



BUSHING CONNECTING ROD

3017380007

OE Ref

471 364 | 466 454 |

Details

4500(BM), L120(BM), L120B(BM),
5350(BM), 5350B(BM), 5350B 4x4(BM),
EC280, EC300(Akerman)



BUSHING CONNECTING ROD

3017380008

OE Ref

20 523 284 |

Details

L50E, L60E, L60E OR, L70E, L70E OR,
EC135B LC, EC140B LC, EC140B LCM,
BL60, BL61, BL61 PLUS, BL70, BL71.



BUSHING CONNECTING ROD

3017380009

OE Ref

465 816 | 420 257 | 7 420 257 |

Details

4400(BM), L70B(BM), L70C(BM), L70C,
860(BM), 861(BM)
EC200, EC230B, EW200, EW230B.





HEAVY DUTY |

THRUST WASHER KIT

3017380010

OE Ref

276 754 | 7 276 754 | 421 085 |
7 421 085 |

Details



THRUST WASHER KIT

3017380011

OE Ref

276 752 | 7 276 752 |

Details

4400(BM), L70B(BM), L70C(BM), L70C,
5350(BM), 5350B(BM), 5350B 4x4(BM),
EC200. EC230B. EW200. EW230B.



THRUST WASHER KIT

3017380012

OE Ref

276 751 | 7 276 751 |

Details

4400(BM), L70B(BM), L70C(BM), L70C,
5350(BM), 5350B(BM), 5350B 4x4(BM),
EC200. EC230B. EW200. EW230B.



THRUST WASHER KIT

3017380013

OE Ref

276 891 |

Details

L120(BM), L120B(BM), L120C, L120C
5350(BM), 5350B(BM), 5350B 4x4(BM),
EC280. EC300(Akerman)



THRUST WASHER KIT

3017380014

OE Ref

20 405 899 | 11 700 314 |

Details

L40B, L45B, EL70C(BM), L110E, L110F,
5350(BM), 5350B(BM), 5350B 4x4(BM),
BL60. BL61. BL61 PLUS. BL70. BL71.



THRUST WASHER KIT

3017380015

OE Ref

20 459 143 |

Details

L50E, L60E, L60E OR, L70E, L70E OR,
5350(BM), 5350B(BM), 5350B 4x4(BM),
BL60. BL61. BL61 PLUS. BL70. BL71.



CYLINDER LINER KIT

3019380001

OE Ref

11 990 057 | 6 630 596 |

Details

616B(BM), 646(BM), 4300(BM),



CYLINDER LINER KIT

3019380002

OE Ref

275 383 | 275 054 |

Details

4500(BM)
5350(BM), 5350B(BM), 5350B 4x4(BM),



CYLINDER LINER KIT

3019380003

OE Ref

11 990 054 | 6 630 627 |

Details

4300(BM)



CYLINDER LINER KIT

3019380004

OE Ref

275 628 | 275 079 | 275 094 |
876 183 | 3 827 384 |

Details

L120(BM), L120B(BM)
5350B(BM), 5350B 4x4(BM), 5350B
EC300(Akerman)





HEAVY DUTY |

CYLINDER LINER KIT

3019380005

OE Ref

275 394 | 275 078 |

Details

L70B(BM), L70C(BM), L70C, L90(BM),



CYLINDER LINER KIT

3019380006

OE Ref

20 865 990 |

Details

L40B, L45B, L45F, L50F, L110E, L110F,
EC240B FX, EC240B LC, EC240B LR,
G930. G940. G946. G960. G970. G976.



CYLINDER LINER KIT

3019380007

OE Ref

3 839 263 |

Details

TWD740 GE, TAD740 GE



CYLINDER LINER KIT

3019380008

OE Ref

275 039 |

Details

1240, D70



CYLINDER LINER KIT

3019380009

OE Ref

275 387 | 275 062 |

Details

4500(BM)



CYLINDER LINER KIT

3019380010

OE Ref

275 099 | 275 036 |

Details

4600(BM)



CYLINDER LINER KIT

3019380011

OE Ref

276 900 |

Details

L120B(BM), L120C, L120C(BM), L120D
A20C(BM), A20C, A25C(BM), A25C,
EC280



CYLINDER LINER KIT

3019380012

OE Ref

20 854 651 |

Details

L60E, L60E OR, L70E, L70E OR, L90E,
EC160B LC, EC160B NLC, EC180B LC,



CYLINDER LINER KIT

3019380013

OE Ref

20 890 422 |

Details

L60F, L60G, L70G, L90F, L90G
EC160C L, EC160C NL, EC180C L,



CYLINDER LINER KIT

3019380014

OE Ref

275 388 | 275 065 | 275 049 |

Details

TAMD60A, TAMD60B, TD60A, TD60B,





HEAVY DUTY |

CYLINDER LINER KIT

3019380015

OE Ref

11 990 058 |

Details

L50(BM)



CYLINDER LINER KIT

3019380016

OE Ref

11 990 056 | 6 630 394 | 754 563 |

Details

D42, D42A SER NO : 29765



CYLINDER LINER KIT

3019380017

OE Ref

11 990 055 | 6 630 395 |

Details

D42, D42A SER NO : 29765



CYLINDER LINER KIT

3019380018

OE Ref

275 389 | 275 066 |

Details

4400(BM) 860(BM), 861(BM)



CYLINDER LINER KIT

3019380019

OE Ref

275 641 |

Details

L120B(BM), L120C, L120C(BM)
A20C(BM), A20C, A25C(BM), A25C,
EC280



CYLINDER LINER KIT

3019380020

OE Ref

275 641 |

Details

L120B(BM), L120C, L120C(BM)
A20C(BM), A20C, A25C(BM), A25C,
EC280



CYLINDER LINER KIT

3019380021

OE Ref

11 704 454 |

Details

L120(BM), L120B(BM)
5350B(BM), 5350B 4x4(BM), 5350B



CYLINDER LINER KIT

3019380022

OE Ref

275 633 | 275 092 |

Details

L180(BM), L180 CO(BM), L180 HL(BM),
A35(BM) EC620(Akerman)



CYLINDER LINER KIT

3019380023

OE Ref

11 714 584 |

Details

EC360B LC, EC360B LR, EC360B NLC,



CYLINDER LINER KIT

3019380024

OE Ref

275 381 | 275 048 | |

Details

D60





HEAVY DUTY |

CYLINDER LINER KIT

3019380025

OE Ref

276 929 | 275 648 |

Details

L70C, L70D, L70D OR, L90D, L90D OR
EC200, EC230B, EW200, EW230B,



CYLINDER LINER KIT

3019380026

OE Ref

20 515 376 |

Details

L180E, L180E HL, L220E
EC330B LC, EC360B LC, EC360B LR,



CYLINDER LINER KIT

3019380027

OE Ref

11 712 685 | 20 515 059 | 276 921 |
58 103 175 | 20 509 930 |

Details

A35D, A40D



CYLINDER LINER KIT

3019380028

OE Ref

11 705 058 |

Details

L150E A25D, A25D 4x4, A30C, A30D
EC330B LC, EC360B LC, EC360B LR,
G710B, G720B, G726B, G730B, G740B,



CYLINDER LINER KIT

3019380029

OE Ref

275 037 | 275 039 | 727 502 |
727 503 | 829 254 | 275 024 |

Details

D50A, D50B, TD50A, TD50B



CYLINDER LINER KIT

3019380030

OE Ref

276 859 | 275 647 |

Details

D50A, D50B, TD50A, TD50B



CYLINDER LINER KIT

3019380031

OE Ref

276 859 | 275 647 |

Details

L150(BM), L150C(BM), L150C, L150C
A30C, A30C(BM) EC340, EC390



CYLINDER LINER KIT

3019380032

OE Ref

876 199 | 876 134 |

Details

EC200, EC230B, EW200, EW230B,



CYLINDER LINER KIT

3019380033

OE Ref

20 509 929 | 276 939 |

Details

L180E, L180E HL
EC330B LC, EC330C L, EC330C LD,



CYLINDER LINER KIT

3019380034

OE Ref

276 933 |

Details

D12D





HEAVY DUTY |

CYLINDER LINER KIT

3019380035

OE Ref

20 820 358 | 11 713 964 |

Details

L150E, L150F,L180E, L180E HL, L180F,
A35D, A35E, A35E FS, A40D, T450D
EC330B LC, EC330C L, EC330C LD,



CYLINDER LINER KIT

3019380036

OE Ref

275 630 |

Details

L150(BM), L150C(BM), L160(BM), L160
A30(BM)



CYLINDER LINER KIT

3019380037

OE Ref

2 753 89L |

Details

4400(BM) 860(BM), 861(BM)



CYLINDER LINER KIT

3019380038

OE Ref

465 170 |

Details

L70B(BM), L70C(BM),L70C, L90(BM),



CYLINDER LINER KIT

3019380039

OE Ref

465 865 | 466 260 | 466 864 |
421 430 |

Details

4500(BM)
5350(BM), 5350B(BM), 5350B 4x4(BM),



CYLINDER LINER KIT

3019380040

OE Ref

471 710 |

Details

L120(BM), L120B(BM), L120C, L120C
5350B(BM), 5350B 4x4(BM), 5350B
EC280, EC300(Akerman)



CYLINDER LINER KIT

3019380041

OE Ref

_2 769 00L |

Details

L120B(BM), L120C, L120C(BM), L120D
A20C(BM), A20C, A25C(BM), A25C,
EC280



CYLINDER LINER KIT

3019380042

OE Ref

420 880 |

Details

L70C, L70D, L70D OR, L90D, L90D OR
EC200, EC230B, EW200, EW230B,



CYLINDER LINER KIT

3019380043

OE Ref

20 450 770 |

Details

EC240B FX, EC240B LC, EC240B LR,



CYLINDER LINER KIT

3019380044

OE Ref

- 208 904 22L |

Details

L60F, L60G, L70G, L90F, L90G
EC160C L, EC160C NL, EC180C L,





HEAVY DUTY |

CYLINDER LINER KIT

3019380045

OE Ref

8 194 050 |

Details

L150E A25D, A25D 4x4, A30C, A30D
EC330B LC, EC360B LC, EC360B LR,
G710B, G720B, G726B, G730B, G740B,



CYLINDER LINER KIT

3019380046

OE Ref

20 459 997 |

Details

L60E, L60E OR, L70E, L70E OR
EC160B LC, EC160B NLC, EC180B LC,



CYLINDER LINER KIT

3019380047

OE Ref

11 030 000 | 785 929 |

Details

616B(BM), 646(BM), 4300(BM),



CYLINDER LINER KIT

3019380048

OE Ref

478 140 | 478 149 |

Details

L180(BM), L180 CO(BM), L180 HL(BM),
A35C(BM), A35C, A40(BM), A40
EC450, EC650, EC450(Akerman),



CYLINDER LINER KIT

3019380049

OE Ref

_38 392 63L |

Details

TWD740 GE, TAD740 GE



CYLINDER LINER KIT

3019380050

OE Ref

422 093 | 540 167 | 422 090 |
422 094 |

Details

D100A, D100B, HD10A, MD100B,



CYLINDER LINER KIT

3019380051

OE Ref

479 380 |

Details

L150C, L150C LB, L150D
A30C, A30C(BM) EC340, EC390



CYLINDER LINER KIT

3019380052

OE Ref

20 480 098 | 20 498 544 |

Details

L180E, L180E HL, L220E
EC330B LC, EC330C L, EC330C LD,



PISTON

3019380053

OE Ref

_2 753 94P |

Details

L70B(BM), L70C(BM), L70C, L90(BM),



PISTON

3019380054

OE Ref

_2 753 83P | _2 750 54P |

Details

4500(BM)
5350(BM), 5350B(BM), 5350B 4x4(BM),





HEAVY DUTY |

PISTON

3019380055

OE Ref

477 832 |

Details

L120(BM), L120B(BM)
5350(BM), 5350B(BM), 5350 4x4(BM),
EC300(Akerman)



PISTON

3019380056

OE Ref

20 460 025 |

Details

L60E, L60E OR, L70E, L70E OR
EC160B LC, EC160B NLC, EC180B LC,



PISTON

3019380057

OE Ref

420 840 |

Details

L70C, L70D, L70D OR, L90D, L90D OR
EC200, EC230B, EW200, EW230B,



PISTON

3019380058

OE Ref

20 450 773 |

Details

TAMD60A, TAMD60B, TD60A, TD60B,
EC240BFX, EC240B LC, EC240B LR,



PISTON

3019380059

OE Ref

20 798 851 |

Details

L60F, L70F, L90F
EC160C L, EC160C NL, EC180C L,



PISTON

3019380060

OE Ref

_ 208 659 90P |

Details

L40B, L45B, L45F, L50F, L110E, L110F,
EC240B FX, EC240B LC, EC240B LR,
G930, G940, G946, G960, G970, G976,



PISTON

3019380061

OE Ref

11 031 390 |

Details

L150E A25D, A25D 4x4, A30C, A30D
EC330B LC, EC360B LC, EC360B LR,
G710B, G720B, G726B, G730B, G740B,



PISTON

3019380062

OE Ref

_2 753 87P |

Details

4500(BM)



PISTON

3019380063

OE Ref

_2 753 79P | _2 750 37P |

Details

1240, D70



PISTON

3019380064

OE Ref

_2 753 89P |

Details

4400(BM) 860(BM), 861(BM)





HEAVY DUTY |

PISTON

3019380065

OE Ref

_ 119 900 57P |

Details

616B(BM), 646(BM), 4300(BM),



PISTON

3019380066

OE Ref

787 802 |

Details

4300(BM)



PISTON

3019380067

OE Ref

_ 38 392 63P |

Details

TWD740 GE, TAD740 GE



PISTON

3019380068

OE Ref

787 808 |

Details

D42



PISTON

3019380069

OE Ref

20 451 076 |

Details

L180E, L180E HL
EC330B LC, EC360B LC, EC360B LR,



PISTON

3019380070

OE Ref

425 700 |

Details

GH10A, DH10A, D10A



PISTON

3019380071

OE Ref

275 859 | 6 420 491 | 479 370 |

Details

L150(BM), L150C(BM), L150C, L150C
A30C, A30C(BM) EC340, EC390



PISTON

3019380072

OE Ref

420 453 | 420 455 | 420 454 |

Details

D50A, D50B, TD50A, TD50B



PISTON

3019380073

OE Ref

465 290 |

Details

D60



PISTON

3019380074

OE Ref

465 300 | 465 410 |

Details

TAMD60A, TAMD60B, TD60A, TD60B,





HEAVY DUTY |

PISTON

3019380075

OE Ref

_2 750 55P |

Details

MD70B, MD70BK, TMD70B, THAMD70B,



PISTON

3019380076

OE Ref

422 530 | 422 534 | 422 535 |
422 536 | 422 531 |

Details

4600(BM)
THD100D, THD101B, TMD100A



PISTON

3019380077

OE Ref

478 190 |

Details

TMD122A



PISTON

3019380078

OE Ref

20 482 587 |

Details

L150E, L150F, L180E, L180E HL, L180F,
A35D, A35E, A35E FS
EC330B LC, EC360B LC, EC360B LR,



PISTON RING KIT

3019380079

OE Ref

6 630 616 | 6 630 017 |

Details

616B(BM), 646(BM), 4200B(BM),



PISTONS RING KIT

3019380080

OE Ref

270 713 | 275 320 | 575 378 |
275 376 |

Details

4400(BM), L70B(BM), L70C(BM), L70C,
860(BM), 861(BM)



PISTON RING KIT

3019380081

OE Ref

21 299 547 | 20 450 775 |
ZM2 907 643 |

Details

L40B, L45B, L45F, L50F, L110E, L110F,
EC240B FX, EC240B LC, EC240B LR,
G710B, G720B, G726B, G730B, G740B,



PISTONS RING KIT

3019380082

OE Ref

276 037 |

Details

L120B(BM), L120C, L120C(BM), L120D
A20C(BM), A20C, A25C(BM), A25C,
EC280



PISTONS RING KIT

3019380083

OE Ref

20 460 011 |

Details

L60E, L60E OR, L70E, L70E OR, L90E,
EC160B LC, EC160B NLC, EC180B LC,



PISTON RING KIT

3019380084

OE Ref

27117 |

Details

L120(BM), L120B(BM)
A20(BM), A20 6x4(BM), A20C(BM),
EC300(Akerman)





HEAVY DUTY |

PISTON RING KIT

3019380085

OE Ref

275 375 |

Details

4500(BM)
5350B(BM), 5350B 4x4(BM), 5350B



PISTON RING KIT

3019380086

OE Ref

276 310 |

Details

L70B(BM), L70C(BM), L70C, L70D,
EC200, EC230B, EW200, EW230B,



PISTON RING KIT

3019380087

OE Ref

276 905 |

Details

TWD740 GE, TAD740 VE, TAD740GE,



PISTON RING KIT

3019380088

OE Ref

20 820 363 | 85 103 624 |

Details

L150E, L150F, L180E, L180E HL, L180F,
A35D, A35E, A35E FS, A40D, T450D
EC330B LC, EC330C L, EC330C LD,



PISTON RING KIT

3019380089

OE Ref

20 509 932 | 85 103 174 | |

Details

L180E, L180E HL, L220E A35D, A40D
EC330B LC, EC360B LC, EC360B LR,



PISTON RING KIT

3019380090

OE Ref

275 308 |

Details

D70B, D70B PP, D70B K, TD70B,



PISTON RING KIT

3019380091

OE Ref

275 304 | 7 275 304 |

Details

4600(BM)



PISTON RING KIT

3019380092

OE Ref

270 603 |

Details

L180(BM), L180 CO(BM), L180 HL(BM),
A35(BM), A35C(BM), A35C, A40(BM),
EC450, EC650, EC450(Akerman),



PISTON RING KIT

3019380093

OE Ref

276 949 |

Details

L180E, L180E HL, L220E A35D, A40D
EC330B LC, EC330C L, EC330C LD,



PISTON RING KIT

3019380094

OE Ref

276 851 |

Details

L1510E A25D, A25D 4x4, A30C, A30D
EC330B LC, EC360B LC, EC360B LR,
G710B, G720B, G726B, G730B, G740B,





HEAVY DUTY |

PISTON RING KIT

3019380095

OE Ref

275 084 |

Details

L150(BM), L150C(BM) A30(BM)
EC420(Akerman)



PISTON RING KIT

3019380096

OE Ref

275 084 |

Details

L150(BM), L150C(BM) A30(BM)
EC420(Akerman)



PISTON RING KIT

3019380097

OE Ref

276 197 |

Details

L150(BM), L150C(BM), L150C, L150C
A30C, A30C(BM) EC340, EC390



OIL PUMP

3023380001

OE Ref

11 031 607 |

Details

L150C(BM), L150C LB, L150D, L180
A3,C A30C(BM)450, EC450(Akerman),



OIL PUMP

3023380002

OE Ref

4 778 318 |

Details

A35(BM), A35C(BM), A35C, A40(BM),



OIL PUMP

3023380003

OE Ref

478 649 | 468 351 |

Details

L150E, L220D A25D, A25D 4x4, A30D
EC330B LC, EC340, EC360B LC, EC360B
G710B, G720B, G726B, G730B, G740B,



OIL PUMP

3023380004

OE Ref

466 387 |

Details

4400(BM) 860(BM), 861(BM)



OIL PUMP

3023380005

OE Ref

466 530 |

Details

4500(BM)



OIL PUMP

3023380006

OE Ref

821 120 |

Details

4600(BM), 4600B(BM), L150(BM),
A30(BM)



OIL PUMP

3023380007

OE Ref

477 547 | 471 733 |

Details

L70D, L70D OR, L90C(BM), L90C, L90C
A20(BM), A20 6x4(BM)
EC200, EC230B, EC280, EW200,





HEAVY DUTY |

OIL PUMP

3023380008

OE Ref

864 760 |



Details

L120(BM), L120B(BM), L120C,
A20(BM), A20 6x4(BM)
EC280, EC300(Akerman)

OIL PUMP

3023380009

OE Ref

420 867 | 471 570 |



Details

L70B(BM), L70C(BM), L70C, L90(BM),
EW200(Akerman), EW230B(Akerman),

OIL PUMP

3023380010

OE Ref

11 030 633 | 4 772 128 |



Details

5350B 6x4(BM), A20C(BM), A25
EC300(Akerman)

OIL PUMP

3023380011

OE Ref

8 170 261 |



Details

L150E, L150F, L180E, L180E HL, L180F,
A35D, A35E, A35E FS, A40D, T450D
EC330B LC, EC330C L, EC330C LD,

OIL PUMP

3023380012

OE Ref

479 319 | 1 545 119 |



Details

EC420(Akerman)

WATER PUMP

3028380001

OE Ref

21 072 752 |



Details

L50E, L60E, L60E OR, L60F, L70E, L70E

WATER PUMP

3028380002

OE Ref

21 404 504 |



Details

L40B, L45B, L45F, L50F, L110E, L110F,
G930, G940, G946, G960, G970, G976,

WATER PUMP

3028380003

OE Ref

21 404 508 |



Details

L60F, L70F, L90F

WATER PUMP

3028380004

OE Ref

20 726 083 |



Details

L40B, L45B, L45F, L50F, L110E, L110F,
G710B, G720B, G726B, G730B, G740B,

WATER PUMP

3028380005

OE Ref

20 450 735 |



Details

L50E, L60E, L60E OR, L70E, L70E OR,
EC135B LC, EC140B LC, EC140B LCM,



HEAVY DUTY |

WATER PUMP

3028380006

OE Ref

20 734 268 |

Details

L150E, L150F, L180E, L180E HL, L180F, A35D, A35E, A35E FS, EC330B LC, EC330C L, EC330C LD,



WATER PUMP

3028380007

OE Ref

21 125 771 |

Details

EC135B LC, EC140B LC, EC140B LCM, BL60, BL61, BL61 PLUS, BL70, BL71,



WATER PUMP

3028380008

OE Ref

8 149 980 |

Details

L330C, L330C LL, L330D, L330E



WATER PUMP

3028380009

OE Ref

20 431 484 |

Details

L150E, A25D, A25D 4x4, A30D, EC330B LC, EC360B LC, EC360B LR, G710B, G720B, G726B, G730B, G740B,



WATER PUMP

3028380010

OE Ref

20 744 939 |

Details

A35F (37142), A35F FS (37141), A40E, EC700B HR, EC700B LC, EC700C L,



WATER PUMP

3028380011

OE Ref

11 032 622 |

Details

L70D, L70D OR, L120D EC280



WATER PUMP

3028380012

OE Ref

11 127 755 |

Details

L70C, L70D, L70D OR, L90D, L90D OR,



WATER PUMP

3028380013

OE Ref

20 575 653 |

Details

L70C, L70D, L70D OR, L90D, L90D OR,



WATER PUMP

3028380014

OE Ref

11 032 643 | 11 030 802 |

Details

A20C(BM), A20C, A25C(BM), A25C,



WATER PUMP

3028380015

OE Ref

11 031 373 | 11 031 855 |

Details

L150(BM), L150C(BM), L150C, L150C A30(BM), A30C, A30C(BM), A35C(BM), EC340, EC390, EC450, EC650,





HEAVY DUTY |

WATER PUMP

3028380016

OE Ref

465 884 |

Details

L90(BM), L90 CO(BM)



WATER PUMP

3028380017

OE Ref

4 774 718 |

Details

4400(BM) 860(BM), 861(BM)



WATER PUMP

3028380018

OE Ref

466 088 |

Details

D70B, TD70B, D70CRC, TD70CRC



WATER PUMP

3028380019

OE Ref

4 771 446 |

Details

4500(BM)



WATER PUMP

3028380020

OE Ref

21 404 505 | 3 803 516 | 21 727 936 |
20 726 077 |

Details

TD520GE, TD520VE, TAD520GE,



WATER PUMPS REPAIR KIT

3029380001

OE Ref

11 700 108 |

Details

L150(BM), L150C(BM), L150C, L150C



WATER PUMPS REPAIR KIT

3029380002

OE Ref

11 990 043 |

Details

L70B(BM), L70C(BM), L70C, L70D,
A20C(BM), A20C, A25C(BM), A25C,
EC200, EC230B, EC280, EW200, EW230B



WATER PUMPS REPAIR KIT

3029380003

OE Ref

276 054 | 276 804 | 276 835 |
276 803 | 275 625 | 275 624 |
276 053 |

Details

L70B(BM), L70C(BM), L70C, L90(BM),
5350B(BM), 5350B 4x4(BM), 5350B
EC200, EC230B, EC280, EW200,



WATER PUMPS REPAIR KIT

3029380004

OE Ref

276 942 |

Details

L120D A20C(BM), A20C



WATER PUMPS REPAIR KIT

3029380005

OE Ref

276 802 |

Details

L150C(BM), L180(BM), L180 HL(BM),





HEAVY DUTY |

WATER PUMPS REPAIR KIT

3029380006

OE Ref

85 107 763 | 276 942 |

Details

L120D A20C(BM), A20C



WATER PUMPS REPAIR KIT

3029380007

OE Ref

276 943 |

Details

L70D, L70D OR, L90D, L90D OR



FRONT COVERS

3033380001

OE Ref

20 524 412 |

Details

L110E, L120E
EC240B FX, EC240B LC, EC240B LR,
G710B, G720B, G726B, G730B, G740B,



FRONT COVER

3033380002

OE Ref

20 574 451 |

Details

L60E, L60E OR, L60F, L70E, L70E OR,
EC160B LC, EC160B NLC, EC160C L,



EXHAUST PIPES

3072380001

OE Ref

4 770 385 |

Details

4400(BM)



EXHAUST PIPE


3072380002

OE Ref

4 771 391 |

Details

4500(BM)



EXHAUST PIPE

3072380003

OE Ref

4 770 398 |

Details

4500(BM)



EXHAUST PIPE

3072380004

OE Ref

4 773 949 |

Details

4400(BM)



EXHAUST PIPE


3072380005

OE Ref

4 775 161 |

Details

L120(BM)



EXHAUST PIPE


3072380006

OE Ref

4 775 162 |

Details

L90(BM), L90 CO(BM)





HEAVY DUTY |

EXHAUST PIPE

3072380007

OE Ref

4 775 417 |

Details

L90(BM), L90 CO(BM)



EXHAUST MANIFOLD

3072380008

OE Ref

847 461 |

Details

L70B(BM), L70C(BM), L70C, L70D,



EXHAUST MANIFOLD

3072380009

OE Ref

3 978 061 | 465 878 |

Details

L70B(BM), L70C(BM), L70C, L70D,
EC200, EC230B, EW200, EW230B,



EXHAUST MANIFOLD

3072380010

OE Ref

3 978 602 | 471 618 |

Details

L120(BM), L120B(BM), L120C,
5350B(BM), 5350B 4x4(BM), 5350B
EC280, EC300(Akerman)



EXHAUST MANIFOLD

3072380011

OE Ref

421 165 | 7 421 165 |

Details

4500(BM)
5350(BM), 5350B(BM), 5350B 4x4(BM),



EXHAUST MANIFOLD

3072380012

OE Ref

466 458 |

Details

4500(BM)
5350(BM), 53560B(BM), 5350B



EXHAUST HOSES


3072380013

OE Ref

20 442 239 | 1 078 119 |

Details

L150E, L180E, L180E HL, L220E
G930, G940, G949, G960, G970, G976,



EXHAUST HOSES


3072380014

OE Ref

4 775 226 |

Details

L90(BM), L90 CO(BM), L90B(BM),



EXHAUST HOSES


3072380015

OE Ref

20 442 237 | 1 078 119 |

Details

L150E, L150F, L180E, L180E HL, L180F,



EXHAUST HOSES


3072380016

OE Ref

11 110 231 | 11 033 354 | 11 033 590 |
11 033 830 |

Details

L90B(BM), L90C(BM), L90C, L90C





HEAVY DUTY |

EXHAUST HOSES


3072380017

OE Ref

1 609 345 | 1 078 117 |

Details

L150(BM), L150C(BM), L150C LB,
A25D, A25D 4x4, A25E, A25E 4x4,



GEAR

3078380001

OE Ref

4 720 773 |

Details

4500(BM)



TRANSFER CASE GEAR

3078380001

OE Ref

4 720 918 |

Details

4300(BM), 4300B(BM), 4400(BM),



GEAR

3078380002

OE Ref

11 036 065 |

Details

4400(BM), 4500(BM)



TRANSFER CASE GEAR

3078380002

OE Ref

4 716 963 |

Details

4300(BM), 4300B(BM), 4400(BM),



GEAR

3078380003

OE Ref

11 037 141 | 4 871 661 |

Details

L90(BM), L90 CO(BM), L90B(BM),



TRANSFER CASE GEAR

3078380003

OE Ref

4 718 658 |

Details

4300(BM), 4300B(BM), 4400(BM),



GEAR

3078380004

OE Ref

4 720 846 |

Details

4600(BM), L120C, L120C(BM), L120D,



TRANSFER CASE GEAR


3078380004

OE Ref

48 711 477 | 4 720 457 |

Details

4300(BM), 4300B(BM), 4400(BM),



GEAR

3078380005

OE Ref

4 720 774 |

Details

4500(BM), L90(BM), L90 CO(BM), L90B,





HEAVY DUTY |

GEAR

3078380006

OE Ref

11 036 056 |

Details

4300(BM), 4300B(BM), 4400(BM),



GEAR

3078380007

OE Ref

4 720 845 |

Details

4300(BM), 4300B(BM), 4400(BM),



GEAR

3078380008

OE Ref

11 037 124 |

Details

4300(BM), 4300B(BM), 4400(BM),



GEAR

3078380009

OE Ref

11 037 114 |

Details

4300(BM), 4300B(BM), 4400(BM),



GEAR

3078380010

OE Ref

4 720 771 |

Details

4300(BM), 4300B(BM), 4400(BM),



GEAR

3078380011

OE Ref

4 720 772 |

Details

4300(BM), 4300B(BM), 4400(BM),



GEAR

3078380012

OE Ref

11 036 070 |

Details

4300(BM), 4300B(BM), 4400(BM),



GEAR

3078380013

OE Ref

11 036 071 |

Details

4300(BM), 4300B(BM), 4400(BM),



GEAR

3078380014

OE Ref

11 037 112 |

Details

4300(BM), 4300B(BM), 4400(BM),



GEAR

3078380015

OE Ref

4 873 034 |

Details

4300(BM), 4300B(BM), 4400(BM),





HEAVY DUTY |

GEAR

3078380016

OE Ref

11 418 332 | 4 871 928 |

Details

4300(BM), 4300B(BM), 4400(BM),



GEAR

3078380017

OE Ref

4 871 962 |

Details

4300(BM), 4300B(BM), 4400(BM),



GEAR

3078380018

OE Ref

4 718 673 |

Details

4300(BM), 4300B(BM), 4400(BM),



GEAR

3078380019

OE Ref

11 036 060 |

Details

4300(BM), 4300B(BM), 4400(BM),



GEAR

3078380020

OE Ref

11 419 576 | 4 871 927 |

Details

4300(BM), 4300B(BM), 4400(BM),



GEAR

3078380021

OE Ref

4 720 843 |

Details

4300(BM), 4300B(BM), 4400(BM),



GEAR

3078380022

OE Ref

11 037 057 | 4 720 859 |

Details

4300(BM), 4300B(BM), 4400(BM),



GEAR

3078380023

OE Ref

4 871 029 | 4 718 579 |

Details

4300(BM), 4300B(BM), 4400(BM),



GEAR

3078380024

OE Ref

11 036 162 |

Details

4300(BM), 4300B(BM), 4400(BM),



GEAR

3078380025

OE Ref

4 718 578 |

Details

4300(BM), 4300B(BM), 4400(BM),





HEAVY DUTY |

GEAR

3078380026

OE Ref

11 036 393 |

Details

4300(BM), 4300B(BM), 4400(BM),
.....



TRANSFER CASE GEAR

3078380027

OE Ref

11 036 535 | 4 720 415 |

Details

4300(BM), 4300B(BM), 4400(BM),
.....



TRANSFER CASE GEAR

3078380028

OE Ref

11 036 537 | 4 871 052 |

Details

4300(BM), 4300B(BM), 4400(BM),
.....



TRANSFER CASE GEAR

3078380029

OE Ref

4 871 478 | 4 716 961 |

Details

4300(BM), 4300B(BM), 4400(BM),
.....



TRANSFER CASE GEAR

3078380030

OE Ref

11 036 048 |

Details

4300(BM), 4300B(BM), 4400(BM),
.....



PLANET CARRIER

3083380001

OE Ref

11 034 245 | 4 870 268 |

Details

4300(BM), 4300B(BM), 4400(BM),
.....



PLANET GEAR

3083380001

OE Ref

11 102 299 | 4 717 384 |

Details

4300(BM), 4300B(BM), 4400(BM),
5350B(BM), 5350B 4x4(BM), 5350B
.....



PLANET CARRIER

3083380002

OE Ref

11 102 676 | 4 870 231 | 11 034 246 |
4 870 236 |

Details

4300(BM), 4300B(BM), 4400(BM),
5350B(BM), 5350B 4x4(BM), 5350B
.....



PLANET GEAR

3083380002

OE Ref

11 102 303 | 4 870 235 |

Details

4300(BM), 4300B(BM), 4400(BM),
.....



PLANET CARRIER

3083380003

OE Ref

11 102 677 | 4 870 237 | 11 034 247 |

Details

4300(BM), 4300B(BM), 4400(BM),
5350B(BM), 5350B 4x4, A30(BM), A30C,
.....





HEAVY DUTY |

PLANET CARRIER

3083380004

OE Ref

4 717 046 |

Details

4300(BM), 4300B(BM), 4400(BM),



PLANET CARRIER

3083380005

OE Ref

4 717 994 |

Details

4300(BM), 4300B(BM), 4400(BM),
860(BM), 861(BM), 5350(BM),



PLANET CARRIER

3083380006

OE Ref

4 717 725 | 4 717 072 |

Details

4300(BM), 4300B(BM), 4400(BM),



GEAR RING

3083380007

OE Ref

_1 110 261 7GR | _11 035 854 |
_11 035 221 |

Details

4300(BM), 4300B(BM), 4400(BM),



PLANET GEAR RING

3083380008

OE Ref

_1 110 261 7GR | _1 110 207 0GR |
_1 103 579 2GR |

Details

4300(BM), 4300B(BM), 4400(BM),



PLANET GEAR RING

3083380009

OE Ref

4 717 040 |

Details

4300(BM), 4300B(BM), 4400(BM),



PLANET GEAR RING

3083380010

OE Ref

1 116 814 1GR | _1 110 287 7GR |

Details

4300(BM), 4300B(BM), 4400(BM),



PLANET GEAR RING

3083380011

OE Ref

4 717 070 |

Details

4300(BM), 4300B(BM), 4400(BM),
A25D, A25D 4x4, A25E, A25E 4x4,



PLANET GEAR RING

3083380012

OE Ref

4 717 261 |

Details

4300(BM), 4300B(BM), 4400(BM),
5350B(BM), 5350B 4x4(BM), 5350B
5 4300(BM), 4300B(BM), 4400(BM), 4400



PLANET GEAR RING

3083380013

OE Ref

4 717 906 | 4 717 021 |

Details

4300(BM), 4300B(BM), 4400(BM),
860(BM), 861(BM), 5350(BM),
5350B(BM), 5350B 4x4(BM), 5350B





HEAVY DUTY |

PLANET GEAR RING

3083380014

OE Ref

11 035 551 | 11 034 079 |

Details

4300(BM), 4300B(BM), 4400(BM),
A35(BM), A35C(BM), A35C, A35D



GEAR RING HOLDER

3083380015

OE Ref

4 717 018 |

Details

4300(BM), 4300B(BM), 4400(BM),
A35(BM)



GEAR RING HOLDER

3083380016

OE Ref

4 717 383 |

Details

4300(BM), 4300B(BM), 4400(BM),
A25D, A25D 4x4, A25E, A25E 4x4,
A35(BM), A35C(BM), A35C, A35D



GEAR RING HOLDER

3083380017

OE Ref

4 870 492 | 4 717 044 |

Details

4300(BM), 4300B(BM), 4400(BM),
A35(BM)



GEAR RING HOLDER

3083380018

OE Ref

11 034 109 |

Details

4300(BM), 4300B(BM), 4400(BM),
A35(BM), A35C(BM), A35C, A35D



PLANET GEAR

3083380019

OE Ref

11 102 086 |

Details

4300(BM), 4300B(BM), 4400(BM),
A35(BM)



PLANET GEAR

3083380020

OE Ref

11 713 101 |

Details

4300(BM), 4300B(BM), 4400(BM),
A35(BM)



PLANET GEAR

3083380021

OE Ref

11 035 819 |

Details

4300(BM), 4300B(BM), 4400(BM),
A35(BM)



PLANET GEAR

3083380022

OE Ref

11 035 821 |

Details

4300(BM), 4300B(BM), 4400(BM),
A35(BM)



PLANET GEAR

3083380023

OE Ref

11 035 817 | 11 035 469 |

Details

4300(BM), 4300B(BM), 4400(BM),
A35(BM)





HEAVY DUTY |

PLANET GEAR

3083380024

OE Ref

11 102 301 | 4 717 812 | 11 034 125 |

Details

4300(BM), 4300B(BM), 4400(BM),
A30(BM), A30C, A30C(BM), A35(BM),



PLANET GEAR

3083380025

OE Ref

11 102 295 | 4 870 234 |

Details

4300(BM), 4300B(BM), 4400(BM),
5350B(BM), 5350B 4x4(BM), 5350B



PLANET GEAR

3083380026

OE Ref

4 717 039 |

Details

4300(BM), 4300B(BM), 4400(BM),



PLANET GEAR

3083380027

OE Ref

471 772 |

Details

4300(BM), 4300B(BM), 4400(BM),



PLANET GEAR

3083380028

OE Ref

4 717 988 | 4 717 026 |

Details

4300(BM), 4300B(BM), 4400(BM),
860(BM), 861(BM), 5350(BM),



SUN GEAR

3083380029

OE Ref

11 102 840 |

Details

4300(BM), 4300B(BM), 4400(BM),



SUN GEAR

3083380030

OE Ref

11 102 200 |

Details

4300(BM), 4300B(BM), 4400(BM),



SUN GEAR

3083380031

OE Ref

11 102 251 |

Details

4300(BM), 4300B(BM), 4400(BM),



SUN GEAR

3083380032

OE Ref

11 035 816 |

Details

4300(BM), 4300B(BM), 4400(BM),



SUN GEAR

3083380033

OE Ref

11 035 820 | 11 035 632 |

Details

4300(BM), 4300B(BM), 4400(BM),





HEAVY DUTY |

SUN GEAR

3083380034

OE Ref

11 168 079 |

Details

4300(BM), 4300B(BM), 4400(BM),
4500(BM)



SUN GEAR

3083380035

OE Ref

11 103 177 |

Details

4300(BM), 4300B(BM), 4400(BM),
4500(BM)



SUN GEAR

3083380036

OE Ref

11 705 279 |

Details

4300(BM), 4300B(BM), 4400(BM),
4500(BM)



SUN GEAR

3083380037

OE Ref

11 102 304 | 4 717 038 | 11 034 212 |

Details

4300(BM), 4300B(BM), 4400(BM),
4500(BM)



SUN GEAR

3083380038

OE Ref

11 102 298 | 4 717 730 |

Details

4300(BM), 4300B(BM), 4400(BM),
4500(BM), A25D, A25D 4x4, A25E, A25E 4x4,
4300(BM), 4300B(BM), 4400(BM), 4500(BM)



SUN GEAR

3083380039

OE Ref

11 102 300 | 4 717 263 |

Details

4300(BM), 4300B(BM), 4400(BM),
4500(BM), A25D, A25D 4x4, A25E, A25E 4x4,
4300(BM), 4300B(BM), 4400(BM), 4500(BM)



SUN GEAR

3083380040

OE Ref

11 102 302 | 11 034 126 | 11 034 084 |

Details

4300(BM), 4300B(BM), 4400(BM),
4500(BM), A35(BM), A35C(BM), A35C, A35D



SUN GEAR

3083380041

OE Ref

4 717 073 |

Details

4300(BM), 4300B(BM), 4400(BM),
4500(BM)



SUN GEAR

3083380042

OE Ref

11 103 090 | 4 717 028 |

Details

4300(BM), 4300B(BM), 4400(BM),
4500(BM), 860(BM), 861(BM), 5350(BM),
5350(BM), 5350B(BM), 4400(BM), 4500(BM)



PLANET SHAFT

3083380043

OE Ref

11 034 736 | 4 870 217 |

Details

4300(BM), 4300B(BM), 4400(BM),
4500(BM)





HEAVY DUTY |

PLANET SHAFT

3083380044

OE Ref

4 717 071 |

Details

4300(BM), 4300B(BM), 4400(BM),
4500(BM)



PLANET SHAFT

3083380045

OE Ref

4 717 385 |

Details

4300(BM), 4300B(BM), 4400(BM),
4500(BM), 5350B(BM), 5350B 4x4(BM), 5350B
5350B 4x4(BM), 5350B 4x4(BM)



PLANET SHAFT

3083380046

OE Ref

4 717 041 |

Details

4300(BM), 4300B(BM), 4400(BM),
4500(BM)



PLANET SHAFT

3083380047

OE Ref

4 717 024 | 4 717 666 |

Details

4300(BM), 4300B(BM), 4400(BM),
860(BM), 861(BM), 5350(BM),
5350B(BM), 5350B 4x4(BM), 5350B
5350B 4x4(BM)



PLANET SHAFT

3083380048

OE Ref

11 034 889 | 4 870 215 |

Details

4300(BM), 4300B(BM), 4400(BM),
4500(BM), A25D, A25D 4x4, A25E, A25E 4x4,
A25E 4x4, A25E 4x4(BM), A25E
A25E 4x4(BM)



PLANET SHAFT

3083380049

OE Ref

11 034 888 | 4 870 216 |

Details

4300(BM), 4300B(BM), 4400(BM),
4500(BM), 5350B(BM), 5350B 4x4(BM),
5350B 4x4(BM)



THRUST WASHER

3083380050

OE Ref

4 870 486 |

Details

4300(BM), 4300B(BM), 4400(BM),
4500(BM), 5350B(BM), 5350B 4x4(BM), 5350B
5350B 4x4(BM), 5350B 4x4(BM)



THRUST WASHER

3083380051

OE Ref

11 034 147 | 4 870 485 |

Details

4300(BM), 4300B(BM), 4400(BM),
4500(BM), 5350B(BM), 5350B 4x4(BM),
5350B 4x4(BM)



THRUST WASHER

3083380052

OE Ref

11 035 554 |

Details

4300(BM), 4300B(BM), 4400(BM),
4500(BM)



PLANET GEAR

3083480060

OE Ref

131 824 |

Details

FRONT





HEAVY DUTY |

TORQUE CONVERTER ACCESSORIES

3088380001

OE Ref

6 213 523 |

Details

L120(BM)



TORQUE CONVERTER ACCESSORIES

3088380002

OE Ref

11 998 826 | 6 646 872 | 6 210 467 |

Details

4300(BM), 4300B(BM), 4400(BM),
4500(BM), 4500B(BM), 4500C(BM)



TORQUE CONVERTER ACCESSORIES

3088380003

OE Ref

6 212 533 | 6 212 316 |

Details

4300(BM), 4300B(BM), 4400(BM),
4500(BM), 4500B(BM), 4500C(BM)



TORQUE CONVERTER ACCESSORIES

3088380004

OE Ref

11 037 660 |

Details

L90E, L90E OR, L110E, L110F, L110G,
L110H, L110I, L110J, L110K, L110L,
860(BM), 861(BM)



CLUTCH SHAFTS

3088380005

OE Ref

11 036 109 | 4 720 829 |

Details

4500(BM)



CLUTCH SHAFTS

3088380006

OE Ref

11 037 116 | 4 720 831 |

Details

4500(BM), L90(BM), L90 CO(BM),
A20(BM), A20 6x4(BM)



CLUTCH SHAFTS

3088380007

OE Ref

11 037 065 | 4 871 996 |

Details

L90(BM), L90 CO(BM), L90B(BM),
L90C(BM), L90D, L90E OR(BM), L90F



CLUTCH SHAFTS

3088380008

OE Ref

4 871 502 | 4 720 155 |

Details

4300(BM), 4300B(BM), 4400(BM),
4500(BM)



CLUTCH SHAFTS

3088380009

OE Ref

4 720 156 |

Details

4300(BM), 4400(BM), 4500(BM)



CLUTCH SHAFTS

3088380010

OE Ref

11 037 128 | 4 871 862 |

Details

L90(BM), L90 CO(BM), L90B(BM),
L90C(BM), L90D, L90E OR(BM), L90F,
A20(BM), A20 6x4(BM)





HEAVY DUTY |

CLUTCH SHAFTS

3088380011

OE Ref

11 037 197 |

Details

L90B(BM), L90C(BM), L90C, L90C
A20(BM), A20 6x4(BM)



CLUTCH SHAFTS

3088380012

OE Ref

11 037 404 |

Details

L150(BM), L150C(BM), L160(BM), L160



CLUTCH SHAFTS

3088380013

OE Ref

4 720 841 |

Details

4600B(BM), L150(BM), L150C(BM),



CLUTCH SHAFTS

3088380014

OE Ref

4 871 833 | 4 871 648 |

Details

4300(BM), 4300B(BM), 4400(BM),



CLUTCH SHAFTS

3088380015

OE Ref

4 871 680 |

Details

4500(BM)



CLUTCH HUB

3088380016

OE Ref

4 871 104 |

Details

4300(BM), 4300B(BM), 4400(BM),



CLUTCH HUB

3088380017

OE Ref

11 037 177 |

Details

4300(BM), 4300B(BM), 4400(BM),



CLUTCH HUB

3088380018

OE Ref

11 037 154 |

Details

4300(BM), 4300B(BM), 4400(BM),
A20(BM), A20 6x4(BM)



CLUTCH HUB

3088380019

OE Ref

4 786 513 |

Details

4300(BM), 4300B(BM), 4400(BM),



CLUTCH HUB

3088380020

OE Ref

11 038 831 | 11 037 545 |

Details

4300(BM), 4300B(BM), 4400(BM),
G930, G930B, G940, G940B, G946,
G946B, G946C, G946D, G946E, G946F





HEAVY DUTY |

CLUTCH HUB

3088380021

OE Ref

4 720 849 |

Details

4300(BM), 4300B(BM), 4400(BM),
4500(BM)



CLUTCH HUB

3088380022

OE Ref

11 144 459 |

Details

4300(BM), 4300B(BM), 4400(BM),
4500(BM)



CLUTCH HUB

3088380023

OE Ref

4 786 532 | 4 880 947 |

Details

4300(BM), 4300B(BM), 4400(BM),
4500(BM)



CLUTCH HUB

3088380024

OE Ref

4 873 022 |

Details

4300(BM), 4300B(BM), 4400(BM),
A20(BM), A20 6x4(BM)



CLUTCH HUB

3088380025

OE Ref

110 137 146 |

Details

4300(BM), 4300B(BM), 4400(BM),
4500(BM), A20(BM), A20 6x4(BM)



CLUTCH HUB

3088380026

OE Ref

4 786 530 | 4 880 945 |

Details

4300(BM), 4300B(BM), 4400(BM),
4500(BM), A20(BM), A20 6x4(BM)



CLUTCH HUB

3088380027

OE Ref

4 715 172 |

Details

4300(BM), 4300B(BM), 4400(BM),
4500(BM), 861(BM)



PRESSURE PLATES

3088380028

OE Ref

11 144 444 |

Details

4300(BM), 4300B(BM), 4400(BM),
4500(BM)



PRESSURE PLATES

3088380029

OE Ref

11 144 445 |

Details

4300(BM), 4300B(BM), 4400(BM),
4500(BM)



PRESSURE PLATES

3088380030

OE Ref

11 144 446 |

Details

4300(BM), 4300B(BM), 4400(BM),
4500(BM)





HEAVY DUTY |

PRESSURE PLATES

3088380031

OE Ref

11 037 828 |

Details

4300(BM), 4300B(BM), 4400(BM),
4500(BM)



PRESSURE PLATES

3088380032

OE Ref

4 720 858 |

Details

4300(BM), 4300B(BM), 4400(BM),
4500(BM)



PRESSURE PLATES

3088380033

OE Ref

11 037 145 | 4 720 768 |

Details

4300(BM), 4300B(BM), 4400(BM),
4500(BM), A20 6x4(BM)



PRESSURE PLATES

3088380034

OE Ref

4 786 554 | 4 871 126 |

Details

4300(BM), 4300B(BM), 4400(BM),
4500(BM), A20 6x4(BM)



TRANSFER CASE GEAR

3099380001

OE Ref

4 718 656 |

Details

4300(BM), 4300B(BM), 4400(BM),
4500(BM)



TRANSFER CASE GEAR & SHAFTS


3099380002

OE Ref

4 720 535 |

Details

4300(BM), 4300B(BM), 4400(BM),
4500(BM)



TRANSFER CASE GEAR & SHAFTS

3099380003

OE Ref

4 719 305 |

Details

4300(BM), 4300B(BM), 4400(BM),
4500(BM)



TRANSFER CASE GEAR & SHAFTS

3099380004

OE Ref

4 720 913 |

Details

4300(BM), 4300B(BM), 4400(BM),
4500(BM)



TRANSFER CASE GEAR & SHAFTS

3099380005

OE Ref

4 871 051 | 4 718 657 |

Details

4300(BM), 4300B(BM), 4400(BM),
4500(BM)



COMPANION FLANGE

3099380006

OE Ref

6 212 948 |

Details

4300(BM), 4300B(BM), 4400(BM),
4500(BM)





HEAVY DUTY |

COMPANION FLANGES

3099380007

OE Ref

11 102 715 | 1 523 543 | 4 871 827 |
1 523 543 |

Details

4300(BM), 4300B(BM), 4400(BM),
4500(BM)



COMPANION FLANGES

3099380008

OE Ref

1 522 300 |

Details

4300(BM), 4300B(BM), 4400(BM),
4500(BM)



COMPANION FLANGES

3099380009

OE Ref

1 523 282 |

Details

4300(BM), 4300B(BM), 4400(BM),
4500(BM)



COMPANION FLANGES

3099380010

OE Ref

382 992 | 7 382 992 |

Details

4300(BM), 4300B(BM), 4400(BM),
4500(BM), 860(BM), 5350B(BM), 5350B
4400(BM), 4300B(BM), 4400(BM), 4500(BM)



BUSHING

3099380011

OE Ref

11 035 389 |

Details

4300(BM), 4300B(BM), 4400(BM),
4500(BM)



BUSHING

3099380012

OE Ref

11 035 257 |

Details

4300(BM), 4300B(BM), 4400(BM),
4500(BM)



TRANSFER CASE SHAFTS

3101380001

OE Ref

4 871 054 | 4 720 446 |

Details

4300(BM), 4300B(BM), 4400(BM),
4500(BM)



TRANSFER CASE SHAFTS

3101380002

OE Ref

11 037 022 |

Details

4300(BM), 4300B(BM), 4400(BM),
4500(BM)



CROWN WHEEL & PINION

3105380001

OE Ref

89950 |

Details

RATIO 5.38:1 8x43



CROWN WHEEL & PINION

3105380002

OE Ref

1 522 478 |

Details

L120(BM), L120B
860(BM), 861(BM), 5350(BM)





HEAVY DUTY |

CROWN WHEEL & PINION

3105380003

OE Ref

1 522 479 |

Details

4300(BM), 4400(BM), 4500(BM)
L90(BM), L90CO(BM), L120(BM)
A20(BM), A206X4(BM)



CROWN WHEEL & PINION

3105380004

OE Ref

1 522 480 |

Details

L90(BM), L90 CO(BM) , L90B(BM)
A35(BM), A35C(BM), A35C



CROWN WHEEL & PINION

3105380005

OE Ref

1 523 710 |

Details

L150(BM), L150C(BM)



CROWN WHEEL & PINION

3105380006

OE Ref

3 152 003 |

Details

A40D, T450D



CROWN WHEEL & PINION

3105380007

OE Ref

3 152 009 |

Details

A35D



CROWN WHEEL & PINION

3105380008

OE Ref

4 717 962 |

Details

4300(BM), 4300B(BM), 4400(BM)



CROWN WHEEL & PINION

3105380009

OE Ref

4 870 419 |

Details

A35(BM), A35C, A35C(BM)



CROWN WHEEL & PINION

3105380010

OE Ref

11 034 007 |

Details

A30(BM), A30C, A30C(BM)



CROWN WHEEL & PINION

3105380011

OE Ref

11 034 498 |

Details

L150B(BM), L150C(BM)



CROWN WHEEL & PINION

3105380012

OE Ref

11 034 738 |

Details

6300(BM), EL70(BM)
EL70C(BM), L50(BM), L70(BM)





HEAVY DUTY |

CROWN WHEEL & PINION

3105380013

OE Ref

11 034 989 |

Details

L50B(BM), L50C(BM) L50C, L50D, L50E



CROWN WHEEL & PINION

3105380014

OE Ref

11 035 134 |

Details

L90(BM), L90 CO(BM) , L90B(BM)



CROWN WHEEL & PINION

3105380015

OE Ref

11 035 512 |

Details

L60E, L70B(BM),L70C, L70C(BM), L70D



CROWN WHEEL & PINION

3105380016

OE Ref

11 035 515 |

Details

L60E, L60F, L70B(BM) L70C, L70C(BM),



CROWN WHEEL & PINION

3105380017

OE Ref

11 035 832 |

Details

L90C(BM), L90C, L90D, L110E, L110F,



CROWN WHEEL & PINION

3105380018

OE Ref

11 035 832 |

Details

L90C(BM), L90C, L90D, L110E, L110F, L110G, L120C, L120D, L120E, L120F, L120G



CROWN WHEEL & PINION

3105380019

OE Ref

11 035 999 |

Details

L110E, L110F, L110G, L120C
L120D, L120E, L120F, L120G



CROWN WHEEL & PINION

3105380020

OE Ref

11 102 466 |

Details

L220D, L220E, L220F, L220G, L250G



CROWN WHEEL & PINION

3105380021

OE Ref

11 102 474 |

Details

L220D, L220E, L220F, L220G, L250G



CROWN WHEEL & PINION

3105380022

OE Ref

11 102 718 |

Details

A35D





HEAVY DUTY |

CROWN WHEEL & PINION

3105380023

OE Ref

11 102 940 |

Details

A40D, T450D



CROWN WHEEL & PINION

3105380024

OE Ref

11 103 007 |

Details

A25D, A25D4X4, A25E, A25E4X4 A25F



CROWN WHEEL & PINION

3105380025

OE Ref

11 103 212 |

Details

L90F



CROWN WHEEL & PINION

3105380026

OE Ref

11 103 215 |

Details

L90F



CROWN WHEEL & PINION

3105380027

OE Ref

11 103 263 |

Details

RATIO 8.34:1 54x75 (front)
L150E, L150F, L150G, L180E, L180E HL
L180F, L180F HL, L180G, L180G HL



CROWN WHEEL & PINION

3105380028

OE Ref

11 103 266 |

Details

8x34 Ratio 4.25:1
L150E, L150F, L150G, L180E,
L180E HL L180F, L180F HL, L180G,



CROWN WHEEL & PINION

3105380029

OE Ref

11 168 084 |

Details

L90E



CROWN WHEEL & PINION

3105380030

OE Ref

11 168 086 |

Details

RATIO 3.89:1 9x35 L70E, L70F



CROWN WHEEL & PINION

3105380031

OE Ref

11 168 100 |

Details

L90E



CROWN WHEEL & PINION

3105380032

OE Ref

11 168 102 |

Details

3105380032





HEAVY DUTY |

CROWN WHEEL & PINION

3105380033

OE Ref

15 060 423 |

Details

BL60, BL61, BL70, BL71



CROWN WHEEL & PINION

3105380034

OE Ref

273 408 |

Details

RATIO 3.91:1 11x43



CROWN WHEEL & PINION

3105380035

OE Ref

306 894 |

Details

RATIO 6.14:1 7x43



CROWN WHEEL & PINION

3105380036

OE Ref

311 772 |

Details

RATIO 5.83:1 6x35



CROWN WHEEL & PINION

3105380037

OE Ref

311 773 |

Details

RATIO 5.57:1 7x39



CROWN WHEEL & PINION

3105380038

OE Ref

314 593 |

Details

RATIO 6.83:1 6x41



CROWN WHEEL & PINION

3105380039

OE Ref

316 361 |

Details

RATIO 6.33:1 6x38



CROWN WHEEL & PINION

3105380040

OE Ref

317 583 |

Details

RATIO 6.17:1 6x37
L375,L465,L359,L4650



CROWN WHEEL & PINION

3105380041

OE Ref

317 871 |

Details

RATIO 6.17:1 6x37



CROWN WHEEL & PINION

3105380042

OE Ref

318 848 |

Details

RATIO 6.50:1 6x39





HEAVY DUTY |

CROWN WHEEL & PINION

3105380043

OE Ref

321 614 |

Details

RATIO 5.43 7x38



CROWN WHEEL & PINION

3105380044

OE Ref

321 843 |

Details

RATIO 6.14:1 7x43



CROWN WHEEL & PINION

3105380045

OE Ref

323 166 |

Details

RATIO 6.14:1 7x43



CROWN WHEEL & PINION

3105380046

OE Ref

327 396 |

Details

RATIO 5.83:1 6x35



CROWN WHEEL & PINION

3105380047

OE Ref

329 450 |

Details

RATIO 6.14:1 7x43



CROWN WHEEL & PINION

3105380048

OE Ref

334 429 |

Details

RATIO 3.70:1 10x37



CROWN WHEEL & PINION

3105380049

OE Ref

335 465 |

Details

RATIO 5.43:1 7x38



CROWN WHEEL & PINION

3105380050

OE Ref

335 477 |

Details

RATIO 6.67:1 6x40



CROWN WHEEL & PINION

3105380051

OE Ref

382 015 |

Details

RATIO 5.43:1 7x38



CROWN WHEEL & PINION

3105380052

OE Ref

383 745 |

Details

383745





HEAVY DUTY |

CROWN WHEEL & PINION

3105380053

OE Ref

383 746 |

Details

RATIO 4.88:1 8x39



CROWN WHEEL & PINION

3105380054

OE Ref

383 747 |

Details

RATIO 5.43:1 7x38
EV87 INTERMEDIATE AXLE



CROWN WHEEL & PINION

3105380055

OE Ref

384 024 |

Details

RATIO 4.30:1 10x43



CROWN WHEEL & PINION

3105380056

OE Ref

1 522 283 |

Details

RATIO 3.08:1 9x32
EV87 INTERMEDIATE AXLE



CROWN WHEEL & PINION

3105380057

OE Ref

1 522 286 |

Details

RATIO 3.08:1 13x40
(EV87 INTERMEDIATE AXLE)



CROWN WHEEL & PINION

3105380058

OE Ref

1 522 322 |

Details

1522322



CROWN WHEEL & PINION

3105380059

OE Ref

1 522 480 |

Details

RATIO 4.30:1 10x43



CROWN WHEEL & PINION

3105380060

OE Ref

1 522 482 |

Details

RATIO 3.08:1 13x40
N 1227,EN80 (EV80,EV80B REARAXLE)
(EV82 EV82B INTERMEDIATE AXLE)



CROWN WHEEL & PINION

3105380061

OE Ref

1 522 816 |

Details

RATIO 2.00:1 19x36
EVBIB, EV81C REAR AXLE



CROWN WHEEL & PINION

3105380062

OE Ref

1 523 002 |

Details

RATIO 3.78:1 9x34
A25C (EV80,EV80B REAR AXLES)





HEAVY DUTY |

CROWN WHEEL & PINION

3105380063

OE Ref

1 523 008 |

Details

RATIO 3.78:1 9x34
(EV87 INTERMEDIATE AXLE)



CROWN WHEEL & PINION

3105380064

OE Ref

1 523 073 |

Details

RATIO 4.63:1 8x37 EV85B REAR AXLE



CROWN WHEEL & PINION

3105380065

OE Ref

1 523 335 |

Details

RATIO 3.78:1 9x34
EV 80,EVSOB REAR AXLE



CROWN WHEEL & PINION

3105380066

OE Ref

1 523 336 |

Details

RATIO 4.30:1 10x43



CROWN WHEEL & PINION

3105380067

OE Ref

1 523 337 |

Details

RATIO 4.88:1 8x39



CROWN WHEEL & PINION

3105380068

OE Ref

1 523 462 |

Details

RATIO 4.25:1 8x34 EV85B REAR AXLE



CROWN WHEEL & PINION

3105380069

OE Ref

1 523 470 |

Details

RATIO 3.36:1 11x37
EV87 INTERMEDIATE AXLE



CROWN WHEEL & PINION

3105380070

OE Ref

1 523 473 |

Details

RATIO 3.36:1 11x37
EVBO, EVBOB REAR AXLE



CROWN WHEEL & PINION

3105380071

OE Ref

1 523 504 |

Details

RATIO 3.56:1 9x32 EV85B REAR AXLE



CROWN WHEEL & PINION

3105380072

OE Ref

1 523 639 |

Details

RATIO 4.5:1 8x34
A35C, EV85B REAR AXLE





HEAVY DUTY |

CROWN WHEEL & PINION

3105380073

OE Ref

1 523 710 |

Details

RATIO 4.88:1 8x39
L150,L150C, EV85B REAR AXLE



CROWN WHEEL & PINION

3105380074

OE Ref

1 524 080 |

Details

RATIO 3.31:1 13x43 EV85B REAR AXLE



CROWN WHEEL

3105380075

OE Ref

1 524 151 |

Details

RATIO 3.10:1 10x31 EV90/EV91 REAR



CROWN WHEEL & PINION

3105380076

OE Ref

1 524 175 |

Details

RATIO 3.56:1 9x32 EV85B REAR AXLE



CROWN WHEEL & PINION

3105380077

OE Ref

1 524 252 |

Details

RATIO 3.44:1 9x32
EV90/EV91 REARAXLE



CROWN WHEEL & PINION

3105380078

OE Ref

1 524 591 |

Details

RATIO 3.78:1 9x34



CROWN WHEEL & PINION

3105380079

OE Ref

1 524 910 |

Details

1524910



CROWN WHEEL & PINION

3105380080

OE Ref

1 524 911 |

Details

1524911



CROWN WHEEL & PINION

3105380081

OE Ref

3 152 000 |

Details

RATIO 2.85:1 13x37 A25D



CROWN WHEEL & PINION

3105380082

OE Ref

4 717 767 |

Details

RATIO 3.78:1 9x34 A25C





HEAVY DUTY |

CROWN WHEEL & PINION

3105380083

OE Ref

4 870 085 |

Details

RATIO 4.88:1 8x39



CROWN WHEEL & PINION

3105380084

OE Ref

11 102 157 |

Details

RATIO 4.09:1 11x45



CROWN WHEEL & PINION

3105380085

OE Ref

11 102 160 |

Details

RATIO 4.09:1 11x45



CROWN WHEEL & PINION

3105380086

OE Ref

11 102 280 |

Details

RATIO 3.45:1 11x38



CROWN WHEEL & PINION

3105380087

OE Ref

11 102 283 |

Details

RATIO 3.45:1 11x38



CROWN WHEEL & PINION

3105380088

OE Ref

11 102 286 |

Details

RATIO 3.45:1 11x38



CROWN WHEEL & PINION

3105380089

OE Ref

11 102 315 |

Details

RATIO 3.82:1 11x42



CROWN WHEEL & PINION

3105380090

OE Ref

11 102 451 |

Details

RATIO 4.38:1 8x35



CROWN WHEEL & PINION

3105380091

OE Ref

11 102 469 |

Details

RATIO 4.38:1 8x35



CROWN WHEEL & PINION

3105380092

OE Ref

11 102 480 |

Details

RATIO 3.36:1 11x37





HEAVY DUTY |

CROWN WHEEL & PINION

3105380093

OE Ref

11 102 483 |

Details

RATIO 2.85:1 13x37



CROWN WHEEL & PINION

3105380094

OE Ref

11 102 486 |

Details

RATIO 3.08:1 12x37



CROWN WHEEL & PINION

3105380095

OE Ref

11 102 866 |

Details

RATIO 4.25:1 8x34



CROWN WHEEL & PINION

3105380096

OE Ref

11 102 869 |

Details

RATIO 4.25:1 8x34



CROWN WHEEL & PINION

3105380097

OE Ref

11 102 996 |

Details

RATIO 4.30:1 10x43



CROWN WHEEL & PINION

3105380098

OE Ref

11 103 153 |

Details

RATIO 4.25:1 8x34



CROWN WHEEL & PINION

3105380099

OE Ref

11 103 156 |

Details

RATIO 9.31:1 21x85



CROWN WHEEL & PINION

3105380100

OE Ref

11 103 159 |

Details

RATIO 9.35:1 21x85



CROWN WHEEL & PINION

3105380101

OE Ref

11 103 159 |

Details

RATIO 3.89:1 9x35



CROWN WHEEL & PINION

3105380102

OE Ref

11 103 212 |

Details

RATIO 4.2:1 9x38





HEAVY DUTY |

CROWN WHEEL & PINION

3105380103

OE Ref

11 103 215 |

Details

RATIO 4.2:1 9x38



CROWN WHEEL & PINION

3105380104

OE Ref

11 103 254 |

Details

RATIO 2.69:1 13x35



CROWN WHEEL & PINION

3105380105

OE Ref

11 103 257 |

Details

RATIO 2.69:1 13x35



CROWN WHEEL & PINION

3105380106

OE Ref

11 143 085 |

Details

RATIO 2.92:1 12x35



CROWN WHEEL & PINION

3105380107

OE Ref

11 143 088 |

Details

RATIO 2.92:1 12x35



CROWN WHEEL & PINION

3105380108

OE Ref

11 113 091 |

Details

RATIO 3.78:1 9x34



CROWN WHEEL & PINION

3105380109

OE Ref

11 143 094 |

Details

RATIO 3.78:1 9x34



CROWN WHEEL & PINION

3105380110

OE Ref

11 143 186 |

Details

RATIO 2.62:1 13x34



CROWN WHEEL & PINION

3105380111

OE Ref

11 168 013 |

Details

RATIO 3.89:1 9x35



CROWN WHEEL & PINION

3105380112

OE Ref

11 168 038 |

Details

RATIO 3.89:1 9x35





HEAVY DUTY |

CROWN WHEEL & PINION

3105380113

OE Ref

11 168 145 |

Details

RATIO 4.11:1 8x37



CROWN WHEEL & PINION

3105380114

OE Ref

11 713 208 |

Details

RATIO 4.86:1 7x34



CROWN WHEEL & PINION

3105380115

OE Ref

11 997 452 |

Details

RATIO 4.86:1 7x34



CROWN WHEEL & PINION

3105380116

OE Ref

20 508 640 |

Details

RATIO 2.83:1 12x34



CROWN WHEEL & PINION

3105380117

OE Ref

20 508 641 |

Details

RATIO 3.09:1 11x34



CROWN WHEEL & PINION

3105380118

OE Ref

152 207 4-2 |

Details

RATIO 2.79:1 14x39



CROWN WHEEL & PINION

3105380119

OE Ref

152 223 0-0 |

Details

RATIO 4.56:1 16x25



CROWN WHEEL & PINION

3105380120

OE Ref

152 224 5-6 |

Details

RATIO 4.56:1 16x25



CROWN WHEEL & PINION

3105380121

OE Ref

1 522 312 | 1 522 316 |

Details

RATIO 4.25:1 8x34



CROWN WHEEL & PINION

3105380122

OE Ref

152 232 2-5 |

Details

RATIO 5.43:1 7x38





HEAVY DUTY |

CROWN WHEEL & PINION

3105380123

OE Ref

152 232 3-3 |

Details

RATIO 6.17:1 6x37

EN85,IV, F, B88, G88, F10, F12, F89, G89
M770/EV82B REAR AXLE



CROWN WHEEL & PINION

3105380124

OE Ref

152 247 7-7 |

Details

RATIO 6.14:1 7x43

F88, FB88, G88, F10, F12, F89, G89
(EV80, EV80B REAR AXLE)
(EV82, EV82B INTERMEDIATE AXLE)



CROWN WHEEL & PINION

3105380125

OE Ref

152 247 8-5 |

Details

RATIO 5.43:1 7x38

L12UB F88, FB88, G88, F10, F12, EN80
(EV80, EV80B REAR AXLES)
(EV82, EV82B INTERMEDIATE AXLE)



CROWN WHEEL & PINION

3105380126

OE Ref

152 247 9-3 |

Details

RATIO 4.87:1 8x39

(EV80, EV80B REAR AXLES)
(EV82, EV82B INTERMEDIATE AXLE)



CROWN WHEEL & PINION

3105380127

OE Ref

152 248 0-1 |

Details

RATIO 4.30:1 10x43

A35, A35C, FRONT & REAR, L90B)
atcatcatc



CROWN WHEEL & PINION

3105380128

OE Ref

152 248 1-9 |

Details

RATIO 3.56:1 9x32

A30, A30C ... F88, F89, F12, EN80
(EV80-EV80B REAR AXLE)



CROWN WHEEL & PINION

3105380129

OE Ref

152 249 6-7 |

Details

RATIO 3.07:1 13x40

F88, FB88, G88, F10, F12, F89, G89
(EV81B, EV81C REAR AXLE)



CROWN WHEEL & PINION

3105380130

OE Ref

152 249 7-5 |

Details

RATIO 2.78:1 14x39



CROWN WHEEL & PINION

3105380131

OE Ref

152 249 8-3 |

Details

RATIO 2.44:1 16x39

F88, FB88, G88, F10, F12, G88
(EV81B, EV81C)



CROWN WHEEL & PINION

3105380132

OE Ref

152 296 6-9 |

Details

RATIO 6.00:1 7x39

IS 80 REAR AXLE 33/410
224510 957 959





HEAVY DUTY |

CROWN WHEEL & PINION

3105380133

OE Ref

152 297 5-0 |

Details

RATIO 3.70:1 10x37
TS 81REARAXLE1522038, 858



CROWN WHEEL & PINION

3105380134

OE Ref

1 523 161 | 152 316 |

Details

RATIO 3.00:1 10x31
F12(V-90-EV-91 AXLE) GEAR/PINION
DFEC



CROWN WHEEL & PINION

3105380135

OE Ref

1 523 162 | 152 316 |

Details

RATIO 3.44:1 9x31
F12 (EV90/EV91 AXLE) GEAR/PINION
DFEC



CROWN WHEEL & PINION

3105380136

OE Ref

152 333 8-0 |

Details

RATIO 5.43:1 7x38



CROWN WHEEL & PINION

3105380137

OE Ref

1 523 505 | 152 350 |

Details

RATIO 3.56:1 9x32



CROWN WHEEL & PINION

3105380138

OE Ref

152 356 0-0 |

Details

RATIO 1.56:1 16x25 EV71



CROWN WHEEL & PINION

3105380139

OE Ref

38 374 5-7 |

Details

RATIO 6.14:1 7x43
F-12 (E187 INTERMEDIATE AXLE)



CROWN WHEEL & PINION

3105380140

OE Ref

38 377 9-0 |

Details

RATIO 4.30:1 10x43
E187 INTERMEDIATE AXLE



CROWN WHEEL & PINION

3105380141

OE Ref

38 401 4-7 |

Details

RATIO 6.14:1 7x43
N86,F88,FB88,G88,F89,G89
(EV80 REAR AXLE)(EV82,EV82D



CROWN WHEEL & PINION

3105380142

OE Ref

38 401 5-4 |

Details

RATIO 5.43:1 7x38
N86,F86,F88,FB88,G88,F89,G89
(EV80 REARAXLE)(EV82,EV82D





HEAVY DUTY |

CROWN WHEEL & PINION

3105380143

OE Ref

38 401 7-0 |

Details

RATIO 4.30:1 10x43
F88,FB88,G88,F89 (EVSO REAR AXLE)
(EV82 INTREMEDIAE AXLE)



CROWN WHEEL & PINION

3105380144

OE Ref

38 401 8-B |

Details

RATIO 3.08:1 13x40 N88,F89,G89,N10



CROWN WHEEL & PINION

3105380145

OE Ref

38 408 3-2 |

Details

RATIO 2.08:1 13x27
F88,F89,FB88,G88,N7,F10,F12 .(URSU
REAR AXLE)



DIFFERENTIAL SIDE GEAR

3106380001

OE Ref

11 103 175 |

Details

430U(BM), 430UB(BM), 440U(BM),
450U(BM)



DIFFERENTIAL SIDE GEAR

3106380002

OE Ref

11 035 625 |

Details

430U(BM), 430UB(BM), 440U(BM),
450U(BM)



DIFFERENTIAL SIDE GEAR

3106380003

OE Ref

1 069 849 |

Details

430U(BM), 430UB(BM), 440U(BM),
450U(BM)
A20U(BM), A20L, A20L(BM), A20L,
A20C 4x4(BM) A20C 4x4 A20C



DIFFERENTIAL SIDE GEAR

3106380004

OE Ref

1 524 587 |

Details

430U(BM), 430UB(BM), 440U(BM),
450U(BM)
A20U(BM), A20L, A20L(BM), A20L,
A20C 4x4(BM) A20C 4x4 A20C



DIFFERENTIAL SIDE GEAR

3106380005

OE Ref

11 103 174 |

Details

430U(BM), 430UB(BM), 440U(BM),
450U(BM)



DIFFERENTIAL SIDE GEAR

3106380006

OE Ref

11 103 221 |

Details

430U(BM), 430UB(BM), 440U(BM),
450U(BM)



DIFFERENTIAL SIDE GEAR

3106380007

OE Ref

11 035 910 |

Details

430U(BM), 430UB(BM), 440U(BM),
450U(BM)





HEAVY DUTY |

DIFFERENTIAL SIDE GEAR

3106380008

OE Ref

11 035 909 |

Details

4300(BM), 4300B(BM), 4400(BM),
4500(BM)



DIFFERENTIAL SIDE GEAR

3106380009

OE Ref

11 102 845 | 11 035 089 |

Details

4300(BM), 4300B(BM), 4400(BM),
4500(BM)



DIFFERENTIAL SIDE GEAR

3106380010

OE Ref

383 772 |

Details

4300(BM), 4300B(BM), 4400(BM),
4500(BM)



SPIDER BUSHING

3106380011

OE Ref

11 035 911 |

Details

4300(BM), 4300B(BM), 4400(BM),
4500(BM)



DIFFERENTIAL SPIDER

3106380012

OE Ref

11 102 021 |

Details

4300(BM), 4300B(BM), 4400(BM),
4500(BM)



DIFFERENTIAL SPIDER

3106380013

OE Ref

11 102 623 |

Details

4300(BM), 4300B(BM), 4400(BM),
4500(BM)



DIFFERENTIAL SPIDER

3106380014

OE Ref

11 102 846 |

Details

4300(BM), 4300B(BM), 4400(BM),
4500(BM)



DIFFERENTIAL SPIDER

3106380015

OE Ref

11 102 047 |

Details

4300(BM), 4300B(BM), 4400(BM),
4500(BM)



DIFFERENTIAL SPIDER

3106380016

OE Ref

311 760 |

Details

4300(BM), 4300B(BM), 4400(BM),
4500(BM), 801(BM), 3330(BM),
5250B(BM), 5250B 124(BM), 5250B



DIFFERENTIAL SPIDER

3106380017

OE Ref

11 102 257 |

Details

4300(BM), 4300B(BM), 4400(BM),
4500(BM)





HEAVY DUTY |

DIFFERENTIAL TRUST WASHER

3106380018

OE Ref

11 102 930 |

Details

4300(01), 4300B(01), 4400(01),
1500(RM)
A40(BM), A40



DIFFERENTIAL TRUST WASHER

3106380019

OE Ref

11 102 049 |

Details

4300(01), 4300B(01), 4400(01),
1500(RM)



DIFFERENTIAL TRUST WASHER

3106380020

OE Ref

15 071 973 |

Details

4300(01), 4300B(01), 4400(01),
1500(RM)



DIFFERENTIAL TRUST WASHER

3106380021

OE Ref

1 522 347 |

Details

4300(01), 4300B(01), 4400(01),
1500(RM)



DIFFERENTIAL TRUST WASHER

3106380022

OE Ref

11 102 856 | 11 035 949 |

Details

4300(01), 4300B(01), 4400(01),
1500(RM)



DIFFERENTIAL TRUST WASHER

3106380023

OE Ref

1 524 398 |

Details

4300(01), 4300B(01), 4400(01),
1500(RM)



DIFFERENTIAL TRUST WASHER

3106380024

OE Ref

384 098 |

Details

4300(01), 4300B(01), 4400(01),
1500(RM)
3300B(01), 3300 4X4(01), 3300
6V(RM) 175(RM) 175 1V(RM) 175



DIFFERENTIAL TRUST WASHER

3106380025

OE Ref

4 720 616 | 7 120 226 |

Details

4300(01), 4300B(01), 4400(01),
1500(RM)



DIFFERENTIAL TRUST WASHER

3106380026

OE Ref

11 035 995 |

Details

4300(01), 4300B(01), 4400(01),
1500(RM)
800(01), 801(01), 3300(01),
5350B(RM) 5350B 1V(RM) 5350B



DIFFERENTIAL TRUST WASHER

3106380027

OE Ref

384 097 |

Details

4300(01), 4300B(01), 4400(01),
1500(RM)
3300B(01), 3300 4X4(01), 3300
6V(RM) 175(RM) 175 1V(RM) 175





HEAVY DUTY |

DIFFERENTIAL TRUST WASHER

3106380028

OE Ref

1 524 716 | 1 522 349 |

Details

430U(BM), 430UB(BM), 440U(BM),
450U(BM)



DIFFERENTIAL TRUST WASHER

3106380029

OE Ref

11 102 313 |

Details

430U(BM), 430UB(BM), 440U(BM),
450U(BM)



DIFFERENTIAL TRUST WASHER

3106380030

OE Ref

11 035 311 | 11 035 955 |

Details

430U(BM), 430UB(BM), 440U(BM),
450U(BM)



DIFFERENTIAL TRUST WASHER

3106380031

OE Ref

1 524 589 |

Details

430U(BM), 430UB(BM), 440U(BM),
450U(BM)



DIFFERENTIAL TRUST WASHER

3106380032

OE Ref

11 102 356 |

Details

430U(BM), 430UB(BM), 440U(BM),
450U(BM)



DIFFERENTIAL TRUST WASHER

3106380033

OE Ref

120 228 | 7 120 228 |

Details

430U(BM), 430UB(BM), 440U(BM),
450U(BM), 86U(BM), 86L(BM), 535U(BM),
E350B(BM), E350B 4x4(BM), E350B



DIFFERENTIAL TRUST WASHER

3106380034

OE Ref

11 102 146 |

Details

430U(BM), 430UB(BM), 440U(BM),
450U(BM)



AXLE SHAFT


3107380001

OE Ref

232 458 | 6 213 325 | 232 458 |
1 100 005 |

Details

430U(BM), 430UB(BM), 440U(BM),
450U(BM), 86U(BM), 86L(BM), A2U(BM), A2U
6x4(BM), A2E(BM)



AXLE SHAFT

3107380002

OE Ref

4 717 458 |

Details

430U(BM), 430UB(BM), 440U(BM),
450U(BM)



AXLE SHAFT

3107380003

OE Ref

4 717 459 |

Details

430U(BM), 430UB(BM), 440U(BM),
450U(BM)





HEAVY DUTY |

AXLE SHAFT

3107380004

OE Ref

4 870 474 | 4 717 880 |

Details

4300(BM), 4300B(BM), 4400(BM),
4500(BM)



AXLE SHAFT

3107380005

OE Ref

4 870 347 | 4 717 880 |

Details

4300(BM), 4300B(BM), 4400(BM),
4500(BM)



AXLE SHAFT

3107380006

OE Ref

4 870 453 | 4 717 880 |

Details

4300(BM), 4300B(BM), 4400(BM),
4500(BM)



AXLE SHAFT

3107380007

OE Ref

4 870 460 | 4 717 880 |

Details

4300(BM), 4300B(BM), 4400(BM),
4500(BM)



AXLE SHAFT

3107380008

OE Ref

4 870 183 |

Details

4300(BM), 4300B(BM), 4400(BM),
4500(BM)



AXLE SHAFT

3107380009

OE Ref

4 870 479 | 4 717 015 |

Details

4300(BM), 4300B(BM), 4400(BM),
4500(BM)



AXLE SHAFT

3107380010

OE Ref

4 870 239 |

Details

4300(BM), 4300B(BM), 4400(BM),
4500(BM)



AXLE SHAFT

3107380011

OE Ref

4 870 462 |

Details

4300(BM), 4300B(BM), 4400(BM),
4500(BM)



AXLE SHAFT

3107380012

OE Ref

4 870 463 |

Details

4300(BM), 4300B(BM), 4400(BM),
4500(BM)



AXLE SHAFT

3107380013

OE Ref

11 168 043 |

Details

4300(BM), 4300B(BM), 4400(BM),
4500(BM)





HEAVY DUTY |

AXLE SHAFT 3107380014

OE Ref

11 168 044 |

Details

4300(01), 4300B(01), 4400(01), 4500/RM1

AXLE SHAFT 3107380015

OE Ref

11 102 192 | 11 034 752 |

Details

4300(01), 4300B(01), 4400(01), 4500/RM1

AXLE SHAFT 3107380016

OE Ref

11 102 829 |

Details

4300(01), 4300B(01), 4400(01), 4500/RM1

AXLE SHAFT 3107380017

OE Ref

11 102 827 |

Details

4300(01), 4300B(01), 4400(01), 4500/RM1

AXLE SHAFT 3107380018

OE Ref

11 102 828 |

Details

4300(01), 4300B(01), 4400(01), 4500/RM1

AXLE SHAFT 3107380019

OE Ref

11 102 622 |

Details

4300(01), 4300B(01), 4400(01), 4500/RM1

AXLE SHAFT 3107380020

OE Ref

11 035 963 |

Details

4300(01), 4300B(01), 4400(01), 4500/RM1

AXLE SHAFT 3107380021

OE Ref

11 035 964 |

Details

4300(01), 4300B(01), 4400(01), 4500/RM1

AXLE SHAFT 3107380022

OE Ref

11 102 173 |

Details

4300(01), 4300B(01), 4400(01), 4500/RM1

AXLE SHAFT 3107380023

OE Ref

11 102 174 |

Details

4300(01), 4300B(01), 4400(01), 4500/RM1




HEAVY DUTY |

AXLE SHAFT 3107380024

OE Ref

11 102 830 |

Details



4300(RM), 4300B(RM), 4400(RM), 4500(RM)

U-JOINT KIT 3107380025

OE Ref

232 458 | 6 213 325 | 232 458 |
1 100 005 |

Details




4300(RM), 4300B(RM), 4400(RM), 4500(RM)@860(RM) 861(RM)

U-JOINT KIT 3107380026

OE Ref

1 651 032 | 232 459 |

Details




4300(RM), 4300B(RM), 4400(RM), 4500(RM)@860(RM) 861(RM)

U-JOINT KIT 3107380027

OE Ref

11 708 996 |

Details




4300(RM), 4300B(RM), 4400(RM), 4500(RM)

U-JOINT KIT 3107380028

OE Ref

11 716 650 | 11 709 833 |

Details



4300(RM), 4300B(RM), 4400(RM), 4500(RM)

BUSHING 3107380029

OE Ref

11 093 772 | 11 026 010 |

Details



4300(RM), 4300B(RM), 4400(RM), 4500(RM)

BUSHING 3107380030

OE Ref

11 015 751 | 11 015 108 |

Details



4300(RM), 4300B(RM), 4400(RM), 4500(RM)

BUSHING 3107380031

OE Ref

11 015 609 |

Details



4300(RM), 4300B(RM), 4400(RM), 4500(RM)

BUSHING 3107380032

OE Ref

11 093 775 | 11 093 619 |

Details



4300(RM), 4300B(RM), 4400(RM), 4500(RM)

BUSHING 3107380033

OE Ref

4 746 191 |

Details



4300(RM), 4300B(RM), 4400(RM), 4500(RM)



HEAVY DUTY |

BUSHING

3107380034

OE Ref

4 741 895 |

Details

43UU(БМ), 43УUB(БМ), 44UU(БМ),
1500/БМ



BUSHING

3107380035

OE Ref

4 746 882 |

Details

43UU(БМ), 43УUB(БМ), 44UU(БМ),
1500/БМ



BUSHING

3107380036

OE Ref

4 850 498 |

Details

43UU(БМ), 43УUB(БМ), 44UU(БМ),
1500/БМ



BUSHING

3107380037

OE Ref

4 974 176 |

Details

43UU(БМ), 43УUB(БМ), 44UU(БМ),
1500/БМ



BUSHING

3107380038

OE Ref

4 851 435 |

Details

43UU(БМ), 43УUB(БМ), 44UU(БМ),
1500/БМ



BUSHING

3107380039

OE Ref

4 974 111 | 4 850 503 |

Details

43UU(БМ), 43УUB(БМ), 44UU(БМ),
1500/БМ



BUSHING

3107380040

OE Ref

4 851 437 |

Details

43UU(БМ), 43УUB(БМ), 44UU(БМ),
1500/БМ



BUSHING

3107380041

OE Ref

4 740 395 |

Details

43UU(БМ), 43УUB(БМ), 44UU(БМ),
1500/БМ



BUSHING

3107380042

OE Ref

4 851 436 |

Details

43UU(БМ), 43УUB(БМ), 44UU(БМ),
1500/БМ



BUSHING

3107380043

OE Ref

4 850 501 |

Details

43UU(БМ), 43УUB(БМ), 44UU(БМ),
1500/БМ





HEAVY DUTY |

BUSHING

3107380044

OE Ref

4 898 533 |

Details

4300(01), 4300(02), 4400(01),
4500(01)



BUSHING

3107380045

OE Ref

4 898 534 |

Details

4300(01), 4300(02), 4400(01),
4500(01)



BUSHING

3107380046

OE Ref

11 091 301 | 4 974 110 |

Details

4300(01), 4300(02), 4400(01),
4500(01)



BUSHING

3107380047

OE Ref

4 974 101 |

Details

4300(01), 4300(02), 4400(01),
4500(01)



BUSHING

3107380048

OE Ref

4 974 050 |

Details

4300(01), 4300(02), 4400(01),
4500(01)



BUSHING

3107380049

OE Ref

4 851 434 |

Details

4300(01), 4300(02), 4400(01),
4500(01)



BUSHING

3107380050

OE Ref

4 787 924 |

Details

4300(01), 4300(02), 4400(01),
4500(01)



BUSHING

3107380051

OE Ref

11 020 804 |

Details

4300(01), 4300(02), 4400(01),
4500(01)



BUSHING

3107380052

OE Ref

11 020 802 | 11 020 026 |

Details

4300(01), 4300(02), 4400(01),
4500(01)



BUSHING

3107380053

OE Ref

11 020 803 | 4 931 256 |

Details

4300(01), 4300(02), 4400(01),
4500(01)





HEAVY DUTY |

BUSHING

3107380054

OE Ref

11 020 805 |

Details

4300(01), 4300(02), 4400(01), 4500(01)



BUSHING

3107380055

OE Ref

11 015 752 |

Details

4300(01), 4300(02), 4400(01), 4500(01)



BUSHING

3107380056

OE Ref

11 015 748 | 11 015 107 |

Details

4300(01), 4300(02), 4400(01), 4500(01)



BUSHING

3107380057

OE Ref

11 015 750 | 11 015 106 |

Details

4300(01), 4300(02), 4400(01), 4500(01)



DIFFERENTIAL HOUSING

3109380001

OE Ref

11 000 209 |

Details

4300(01), 4300(02), 4400(01), 4500(01), 4500(02), 4500(03), 4500(04), 4500(05), 4500(06), 4500(07), 4500(08), 4500(09), 4500(10), 4500(11), 4500(12), 4500(13), 4500(14), 4500(15), 4500(16), 4500(17), 4500(18), 4500(19), 4500(20)



DIFFERENTIAL HOUSING

3109380002

OE Ref

1 522 107 |

Details

4300(01), 4300(02), 4400(01), 4500(01), 4500(02), 4500(03), 4500(04), 4500(05), 4500(06), 4500(07), 4500(08), 4500(09), 4500(10), 4500(11), 4500(12), 4500(13), 4500(14), 4500(15), 4500(16), 4500(17), 4500(18), 4500(19), 4500(20)



DIFFERENTIAL HOUSING

3109380003

OE Ref

11 000 170 | 1 522 324 |

Details

4300(01), 4300(02), 4400(01), 4500(01), A35(BM), A35C(BM), A35C



DIFFERENTIAL HOUSING

3109380004

OE Ref

15 156 306 | 15 104 030 | 11 102 794 |

Details

4300(01), 4300(02), 4400(01), 4500(01)



DIFFERENTIAL HOUSING

3109380005

OE Ref

11 102 795 |

Details

4300(01), 4300(02), 4400(01), 4500(01)



DIFFERENTIAL HOUSING

3109380006

OE Ref

15 155 278 | 11 103 042 | 11 102 631 |

Details

4300(01), 4300(02), 4400(01), 4500(01)





HEAVY DUTY |

DIFFERENTIAL HOUSING

3109380007

OE Ref

11 102 046 | 11 035 835 |

Details

43UU(БМ), 43UUB(БМ), 44UU(БМ),
1500/БМ



DIFFERENTIAL HOUSING

3109380008

OE Ref

1 522 133 |

Details

43UU(БМ), 43UUB(БМ), 44UU(БМ),
1500/БМ, 1500/БМ, 1500/БМ, 1500/БМ



DIFFERENTIAL HOUSING

3109380009

OE Ref

1 522 289 |

Details

43UU(БМ), 43UUB(БМ), 44UU(БМ),
1500/БМ,
80U(БМ), 80L(БМ), 333U(БМ),
5350R/БМ, 5350R 121/БМ, 5350R



DIFFERENTIAL HOUSING

3109380010

OE Ref

11 102 145 | 11 035 358 |

Details

43UU(БМ), 43UUB(БМ), 44UU(БМ),
1500/БМ



DIFFERENTIAL HOUSING

3109380011

OE Ref

3 092 071 | 11 704 471 | 384 096 |
273 978 |

Details

43UU(БМ), 43UUB(БМ), 44UU(БМ),
1500/БМ,
333U(БМ), 333U 4X4(БМ), 333U
621/БМ, 175/БМ, 175 121/БМ, 175



DIFFERENTIAL HOUSING

3109380012

OE Ref

11 000 288 | 273 933 |

Details

43UU(БМ), 43UUB(БМ), 44UU(БМ),
1500/БМ



DIFFERENTIAL HOUSING

3109380013

OE Ref

273 431 | 6 630 729 |

Details

43UU(БМ), 43UUB(БМ), 44UU(БМ),
1500/БМ,
80U(БМ), 80L(БМ), 333U(БМ),
5350R/БМ, 5350R 121/БМ, 5350R



DIFFERENTIAL HOUSING

3109380014

OE Ref

11 103 110 |

Details

43UU(БМ), 43UUB(БМ), 44UU(БМ),
1500/БМ



DIFFERENTIAL HOUSING

3109380015

OE Ref

3 094 269 |

Details

43UU(БМ), 43UUB(БМ), 44UU(БМ),
1500/БМ



PINION NUT

3109380016

OE Ref

1 522 293 |

Details

43UU(БМ), 43UUB(БМ), 44UU(БМ),
1500/БМ,
A2U(БМ), A2U 6X4(БМ), A2UL(БМ),
A20C, A25D, A25D 121, A25E, A25E





HEAVY DUTY |

PINION NUT 3109380017

OE Ref

13 948 320 | 948 320 |

Details

4350(01), 4350B(01), 4400(01),
1500(RM)
3330B(01), 3330 4x4(01), 3330B
6v4(RM) Δ70(RM) Δ70 6v4(RM)



PINION NUT 3109380018

OE Ref

943 805 |

Details

4350(01), 4350B(01), 4400(01),
1500(RM)
600(01), 601(01), 3330(01),
5350R(RM) 5350R Δv4(RM) 5350R



PINION NUT 3109380019

OE Ref

382 779 | 7 382 779 |

Details

4350(01), 4350B(01), 4400(01),
1500(RM)
600(01), 601(01), 3330(01),
5350R(RM) 5350R Δv4(RM) 5350R



PINION NUT 3109380020

OE Ref

1 523 318 |

Details

4350(01), 4350B(01), 4400(01),
1500(RM)
A200(01), A200, A200, A200 4x4,
Δ75F Δ75F Δv4 Δ75F (2771Δ)



FINAL DRIVE ROLLER BEARING 3109380021

OE Ref

11 102 019 |

Details

4350(01), 4350B(01), 4400(01),
1500(RM)




CARRIER GEAR WITH SPLINE 3109450023

OE Ref

453 -00 440 |

Details

JCB



JCB4CX HALF SHAFT-AXLE 3109450025

OE Ref

914 -86 602 |

Details

LONG



DIFFERENTIAL SIDE GEAR 3109450032

OE Ref

4 50- 110 00 |

Details

JCB

